



**SRM**  
INSTITUTE OF SCIENCE & TECHNOLOGY  
*Deemed to be University u/s 3 of UGC Act, 1956*

## **SRMJEEEN UG – 2022**

### **Remote Proctored Online Mode (RPOM) Examination**

#### **Information & Guidelines for Candidates**

Greetings from SRMIST,

We at SRM Institute of Science and Technology, understand the concern about the future career of the aspirants, hence we are conducting SRMJEEEN UG - 2022 on 29-06-2022 and 30-06-2022 through Remote Proctored Online Mode.

Remote Proctoring is a method of taking examination by a candidate from any location of choice. All the registered candidates are requested to read the instructions indicated in this document and take up the exam from their home or any place that offers complete privacy and is free of disturbance.

#### **Important Dates for SRMJEEEN UG – 2022**

**Slot Booking & Admit Card Download (Online): 28-06-2022**

**Mock Test (Online): 28-06-2022**

**SRMJEEEN UG - 2022 (Main Examination – Online):** 29.06.2022 (1.00PM to 3.30PM) or 30.06.2022(1.00PM to 3.30PM) based on the slot chosen by the candidate.

#### **Requirements for Remote Proctoring Examination**

Candidates who have registered and are ready to take the Examination remotely from the convenience of their location must ensure that the system in which they take the Examination must have the following

configuration and set-up. Please follow the Instructions mentioned herewith.

Candidates are expected to maintain high level of discipline, ethics and integrity in appearing for the examination

### **Configuration of computer/ laptop**

Ensure that you have a good working system as below:

Computer - Pentium IV/Dual Core, 1GB RAM or higher, 80 GB HDD or higher, 15" color Monitor, Keyboard, Mouse, Microsoft Windows 10 and above Antivirus Webcam and microphone. If you do not have one, you may hire/arrange one. The candidate can also use the mobile phone for taking the exam.

### **Internet connection**

A stable internet connection of at least 512 KBPS (1MBPS is preferred) shall be available throughout the Examination.

If mobile Hotspot is used for Internet connection, the candidates shall ensure that they have sufficient data balance before commencing the Examination.

Once the Examination begins, no re-Examination will be given if the Examination is interrupted citing bad/no internet.

### **Room and Environment**

This is a high stakes entrance examination of great importance and the candidate shall sit in room without any noise and disturbances

Place the computer so that your back is facing the wall and there are no devices placed in the background.

Keep the desk clear of objects, papers, books and any other electronic material like Mobile phones, tablets, laptops, etc. Ensure proper lighting (no back light) so that your face is clearly visible on the camera.

No other person shall enter the room while the candidate is taking the Examination. If the proctor or the Artificial Intelligence system

observes any additional person in the webcam view or any voices are heard, the examination may be stopped by the remote proctor.

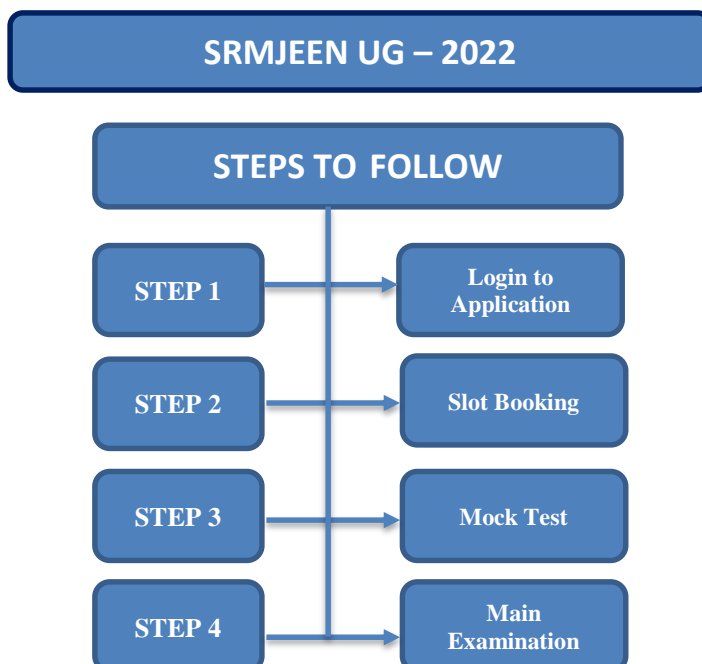
**Ensure that you are dressed formally.**

Please see to that you are keeping your mobile which has the number registered during the registration. Keep this handy, as your assigned proctor may give a call to you if needed. You may also contact your assigned proctor, if you are facing any problem during the course of the examination.

**The candidates MUST avoid the following:\***

- Do not take help from others
- Do not wear any blue tooth devices
- Do not read out anything loudly
- Do not leave the work station while taking the Examination
- Do not play radio/TV/ Music in the background
- Do not let anyone enter the room
- Do not use your phone for any purposes other than to interact with the Proctor

**The Steps involved for writing SRMJEEEN UG - 2022 are given below:**



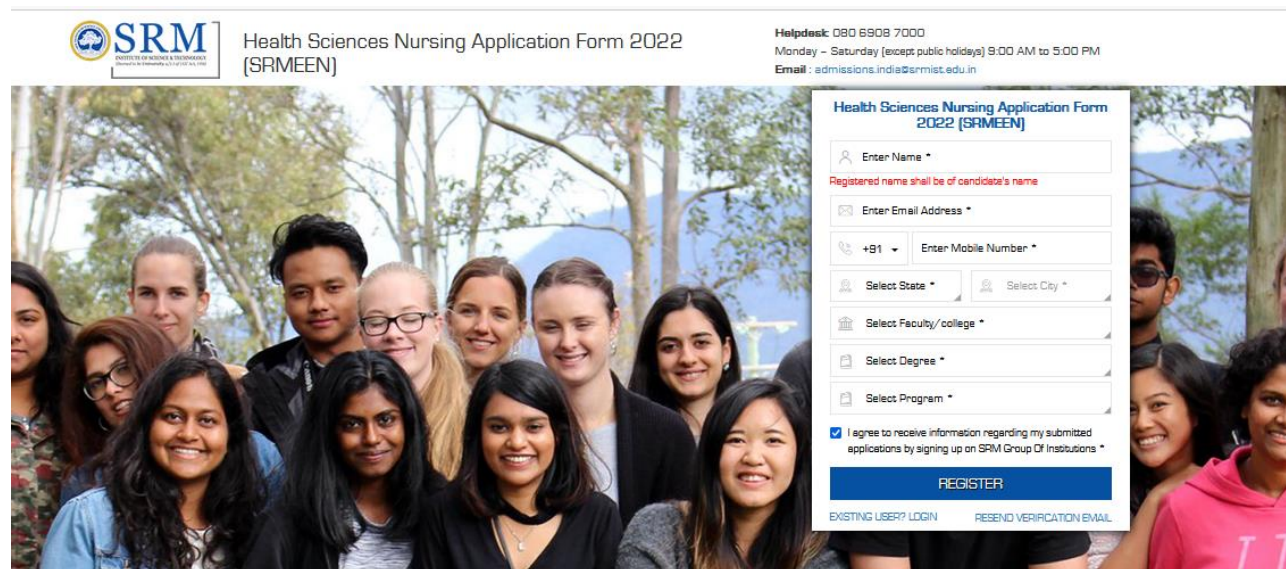
## Step 1

### Login

Use the link given below to login to the Application portal.

<https://applications.srmist.edu.in/health-sciences-nursing>

Click the “Existing user/login”



SRM  
INSTITUTE OF SCIENCE & TECHNOLOGY  
SRMIST GROUP OF INSTITUTIONS

Health Sciences Nursing Application Form 2022  
(SRMEEN)

Helpdesk: 080 6908 7000  
Monday – Saturday (except public holidays) 9:00 AM to 5:00 PM  
Email : admissions.india@srmist.edu.in

Health Sciences Nursing Application Form 2022 (SRMEEN)

Enter Name \*

Registered name shall be of candidate's name

Enter Email Address \*

+91 Enter Mobile Number \*

Select State \* Select City \*

Select Faculty/college \*

Select Degree \*

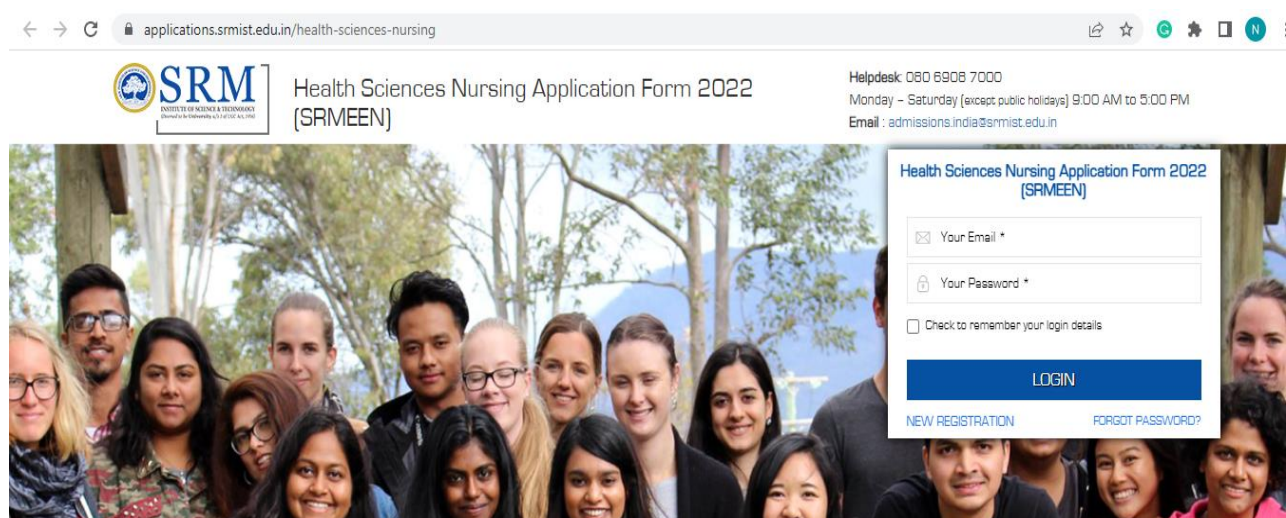
Select Program \*

I agree to receive information regarding my submitted applications by signing up on SRM Group Of Institutions \*

REGISTER

EXISTING USER? LOGIN RESEND VERIFICATION EMAIL

Key in your login credentials (user name and password) to login to the dashboard.



SRM  
INSTITUTE OF SCIENCE & TECHNOLOGY  
SRMIST GROUP OF INSTITUTIONS

Health Sciences Nursing Application Form 2022  
(SRMEEN)

Helpdesk: 080 6908 7000  
Monday – Saturday (except public holidays) 9:00 AM to 5:00 PM  
Email : admissions.india@srmist.edu.in

Health Sciences Nursing Application Form 2022 (SRMEEN)

Your Email \*

Your Password \*

Check to remember your login details

LOGIN

NEW REGISTRATION FORGOT PASSWORD?

Click the “Admission Portal” button against your SRMJEEEN-UG application Form

The screenshot shows a user dashboard for SRM Institute of Science and Technology. The user is logged in as 'SIVA'. The dashboard displays the following information:

- 01 Application(s) In-Progress
- 01 Application(s) Completed
- No Query Raised

Application Form	Application No.	Application Submitted On	Application Fees	Action
Health Sciences Nursing Application Form 2022 (SRMEEN)	220710XXXXX	27/05/2022 08:10 PM	₹200.00	<a href="#">Application Completed</a> <a href="#">Admission Portal</a>

Important Dates to Remember

Phase-I Exam Date	Phase-I Application deadline date
June 25th and 26th, 2022	20th June, 2022

\*These dates are Tentative and are subject to change

## Step 2

The candidate can book the slot as given below:

The screenshot shows the 'Applicant Form' details page. The applicant's information is as follows:

Applicant Form	Direct
Applicant Name	ARUN
Academic Year	2022-2023
Application Number	V25DQ9AW
Date of Birth	01-06-2002
Mobile No.	9486584451
Email ID	sivafip@gmail.com

Applicant Photo

Entrance Slot Details

[Click here for Slot Booking SRMJEEENPhase I](#)

### Step 3

#### Mock Test

To ensure that the candidates get familiar with the set up infrastructure for taking online exam at home and to get comfortable with the exam interface, a mock test is facilitated on 28-06-2022. Candidates can take the mock test available to them.

To avoid last minute disturbances/ clarifications, it is suggested to the candidates to take the Mock test as scheduled and be prepared for the final Examination.

The Instructions for the mock test will be available in the link from 28-06-2022

<https://srmjee2022.srmist.edu.in/Instructions/ug.aspx>

### Step 4

#### Main Examination

The Main Examination will be conducted on 29.06.22 and 30.06.22 (1.00PM to 3.30PM)

The Instructions for the Main Examination will be available in the link on 29-06-2022

<https://srmjee2022.srmist.edu.in/Instructions/ug.aspx>

#### Candidates will be watched remotely

Before the start of the Examination, the web cam will be activated automatically. If your camera is not working, you will not be able to start the examination.

The candidate will be asked to take a photo as appearing on the screen and also asked to take a photo of any clear photo ID card.

Though the exam is online and the candidate is taking the exam from their home, there will be an invigilator monitoring every action remotely along with the help of AI engine.

The candidates will be invigilated / proctored by a remote proctor who will be watching all through the examination.

During the course of exam, in case of any suspicion of malpractice by the candidate, the remote proctor has the facility to send message/s to warn the candidate/s. In extreme cases of repeated offences being committed by the candidate, the proctor has the right to pause/terminate the Examination with further investigations.

### **Guidelines for Main Examination**

- Candidates who have taken the remote mock test using SEB will only be scheduled for main exam.
- While taking mock test, their login details can be captured which can be used for the main Examination.
- Candidate have to login to the Examination using details in the admit card (Password)
- Main examination will be of 150 minutes. The candidates are expected to login at least 60 minutes before the Examination to take photograph of self and ID proof and to read instructions
- Candidates will not be allowed to end the Examination whether the candidate completes the Examination or quits the Examination for the first 120 minutes from the scheduled start of the Examination.
- Only one question appears on the screen and either the candidate answers the question or skips the same if he/she does not know the answer or does not want to answer. Once moved to the next question, the candidate cannot come back to the answered/skipped questions.
- On completion of exam, candidates are required to follow the instructions provided to close the exam.

- 'I want to submit the Examination' button appears only after 120 minutes is Elapsed.
- The quit password needs to be entered to EXIT THE EXAMINATION (WHICH IS MANDATORY), which will be available in the Instruction Manual for taking the Examination.
- Examination also closes automatically once the scheduled exam time of 150 minutes elapses.

**Note:**

SRMIST doesn't stand responsible for the issues relating and not limited to poor internet connectivity, power cut, faulty personal computer of the students. Please be informed that no re-examination will be conducted in such scenarios and students shall take subsequent phases of examinations available to them.

The students are requested to use Desktop/ Laptop for optimum Examination experience of SRMJEEEN UG.

**\*\*Wishing you all the best for SRMJEEEN UG \*\***

**DIRECTOR (ADMISSIONS)**

**For Queries:**

**Contact Helpdesk: 080 6908 7000**

**Email: [admissions.india@srmist.edu.in](mailto:admissions.india@srmist.edu.in)**

**For Technical Queries:**

**Click here: <https://srmjee2022.srmist.edu.in/Instructions/TechnicalSupport.aspx>**

**From 28-06-2022 to 29-06-2022 (9.00PM to 6.00PM)**