



SRM

INSTITUTE OF SCIENCE & TECHNOLOGY
Deemed to be University u/s 3 of UGC Act, 1956

SRMJEEE (PG) Phase II – 2022

Online Counselling

Information & Guidelines for Candidates

Greetings from SRM,

Thank you for your interest in SRM. We are glad to inform that SRMJEEE (PG) Phase II –2022 counselling will be conducted in online mode. Candidates are requested to read the following instructions carefully for the successful completion of their counselling.

Important Dates for Online Counselling

Display of Rank Cards: 25/07/2022

Choice Filling: 27/07/2022(11.30 am) to 28/07/2022(11.30 pm)

Program Allocation and Payment of fees: 30/07/2022 to 04/08/2022

The Steps involved for online counseling are given below:



*Date for online enrolment will be communicated later.

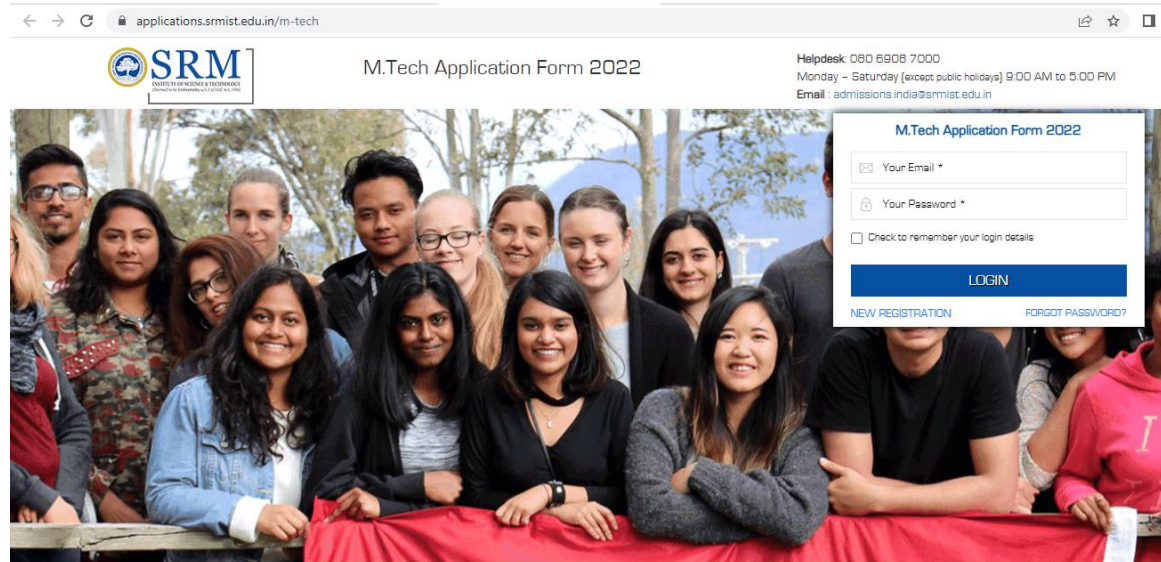
Step 1

Login

Use the link given below to login to the application portal.

<https://applications.srmist.edu.in/m-tech>

Key in your login credentials (user name and password) to login to the dashboard.



M.Tech Application form 2022

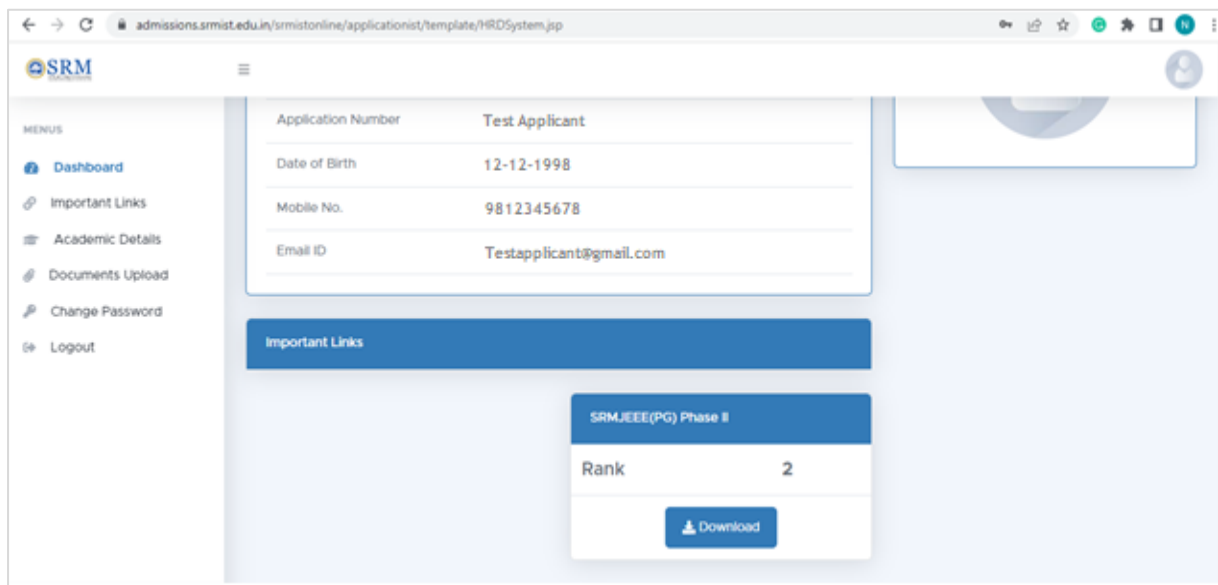
Click the “Admission Portal” button against your M.Tech application form.

Application Form	Application No.	Application Submitted On	Application Fees	Action
SRMJEEE 2022 - M.TECH APPLICATION FORM	220610xxxx	16/05/2022 02:54 PM	₹1200.00	Admission Portal

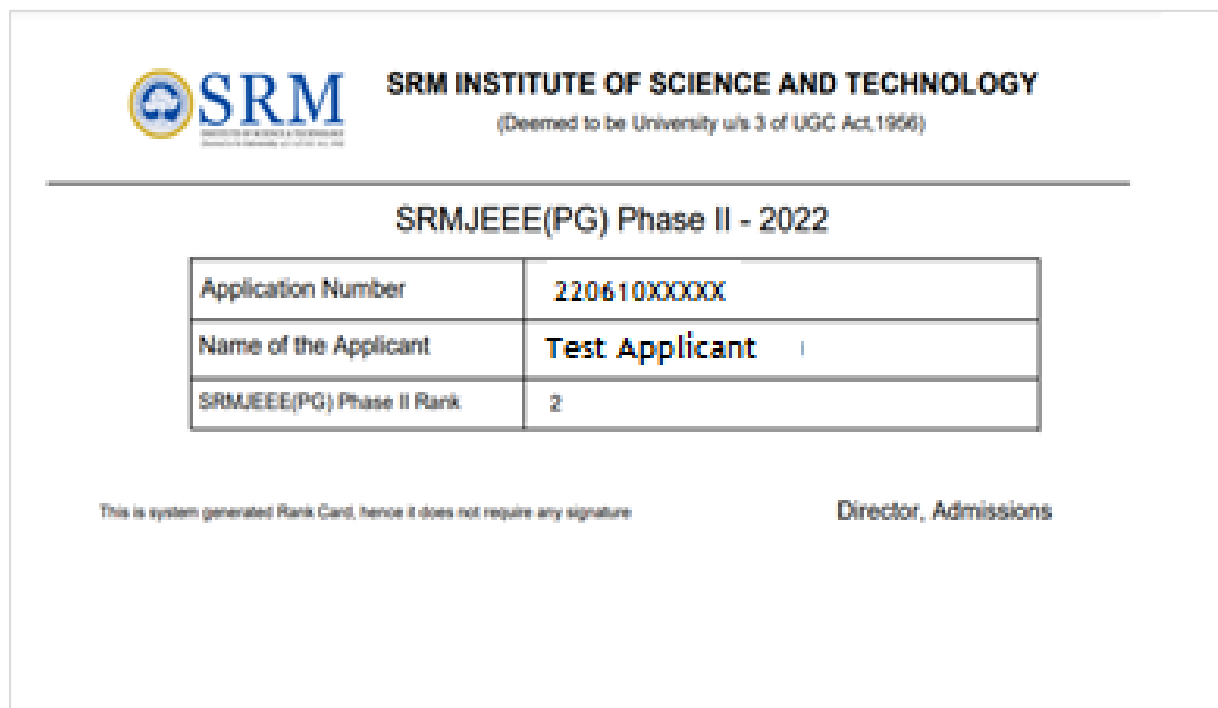
Step 2

Rank card download

Download the rank card through the mentioned online admission portal (OAP).



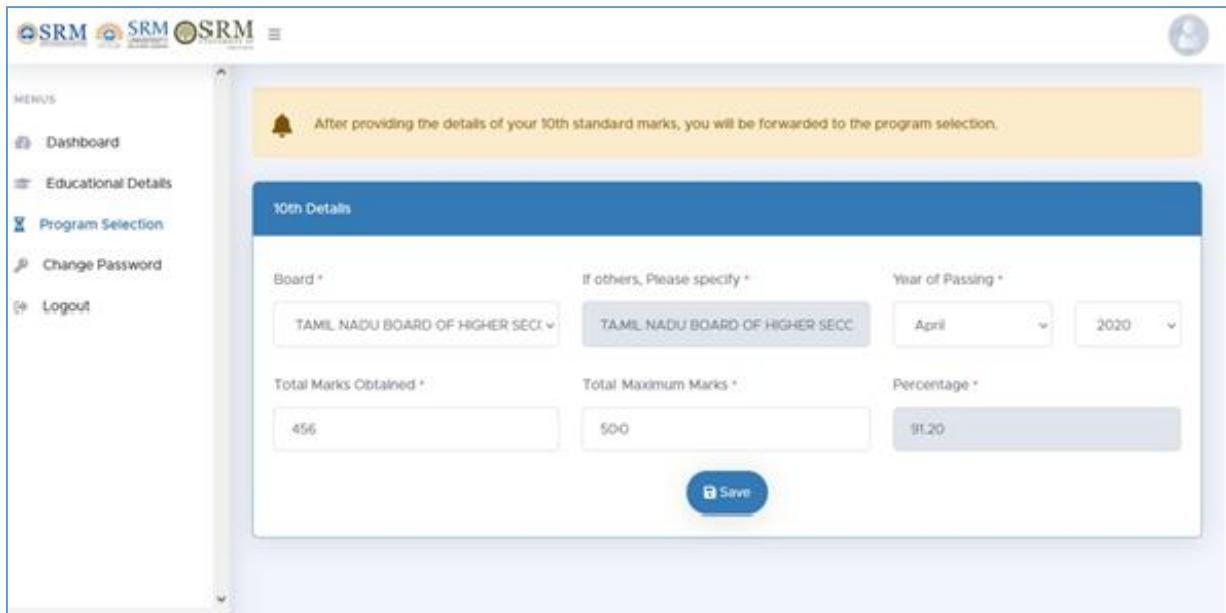
Click on the “download” button to download the rank card



Step 3

Academic Details

Fill your academic information and click the save button.



The screenshot shows the SRM Online Admission Portal (OAP) interface. The top navigation bar includes the SRM logo and a user profile icon. The left sidebar menu contains: Dashboard, Educational Details, Program Selection, Change Password, and Logout. The main content area displays a notification: "After providing the details of your 10th standard marks, you will be forwarded to the program selection." Below this is the "10th Details" form with the following fields:

Field	Value
Board *	TAMIL NADU BOARD OF HIGHER SECC
If others, Please specify *	TAMIL NADU BOARD OF HIGHER SECC
Year of Passing *	April 2020
Total Marks Obtained *	456
Total Maximum Marks *	500
Percentage *	91.20

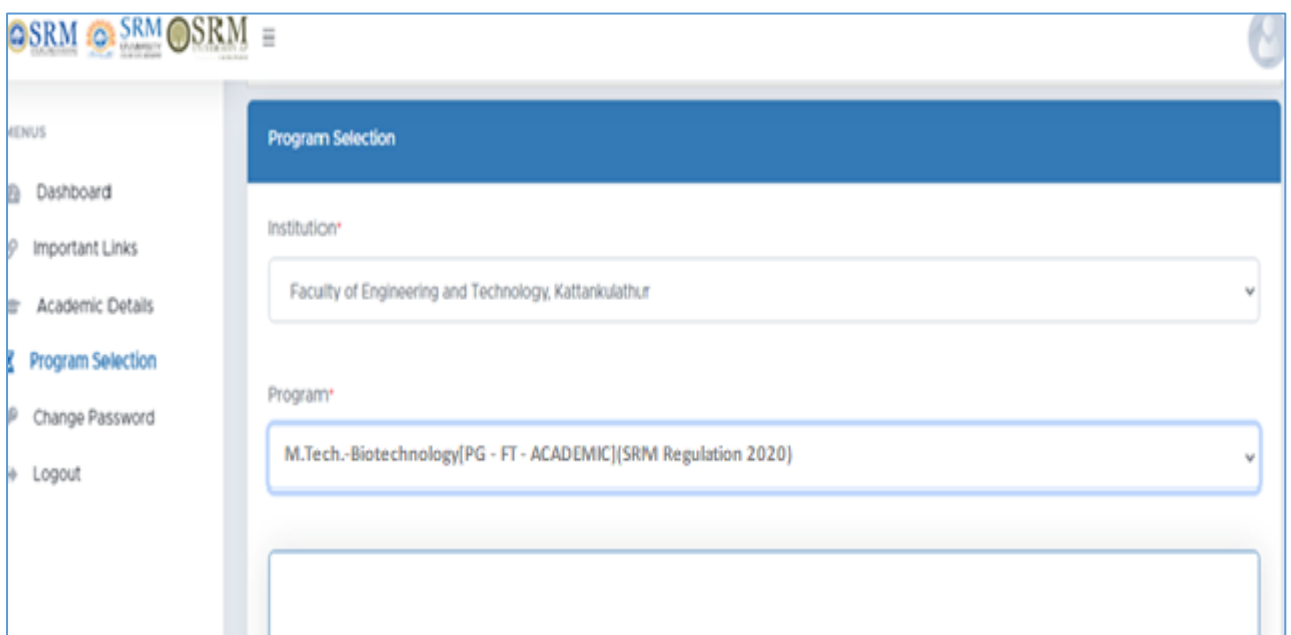
A blue "Save" button is located at the bottom center of the form.

Step 4

Choice filling (Program Selection)

Online Admission Portal (OAP) will be kept open for the candidates to fill the choice of campus and programme preference on 27.07.2022(11.30 am) to 28.07.2022(11.30 pm).

Fill your choice of campus and program.



The screenshot shows the SRM Online Admission Portal (OAP) interface. The top navigation bar includes the SRM logo and a user profile icon. The left sidebar menu contains: Dashboard, Important Links, Academic Details, Program Selection, Change Password, and Logout. The main content area displays the "Program Selection" form with the following fields:

Field	Value
Institution *	Faculty of Engineering and Technology, Kattankulathur
Program *	M.Tech.-Biotechnology[PG - FT - ACADEMIC][SRM Regulation 2020]

Step 5

Program Allocation

Students will be allotted the choice of campus, programme and specialization based on the admission criteria such as SRM Joint Entrance Examination Rank, Qualifying Examination, etc.,

Step 6

Allocation Acceptance (Only for allotted Candidates)

Candidate has to accept the allotment.

Step 7

Proceed with the payment of fees

Upon acceptance of allotment, the student will have to pay the tuition fees

Online payment details will be updated shortly.

Failure to pay the counselling fee within stipulated time will lead to the cancellation of the allotment.

Step 8

Downloading Provisional Allotment Letter (PAL)

After the payment of counselling fees, the students can download the PAL from the admission portal.

Step 9

Online enrolment

Date for online enrolment will be communicated later.

Wishing you all the best

Director (Admissions)