

SRMJEE – 2022 – Phase III

Online Counselling

Information & Guidelines for Candidates

Greetings from SRM,

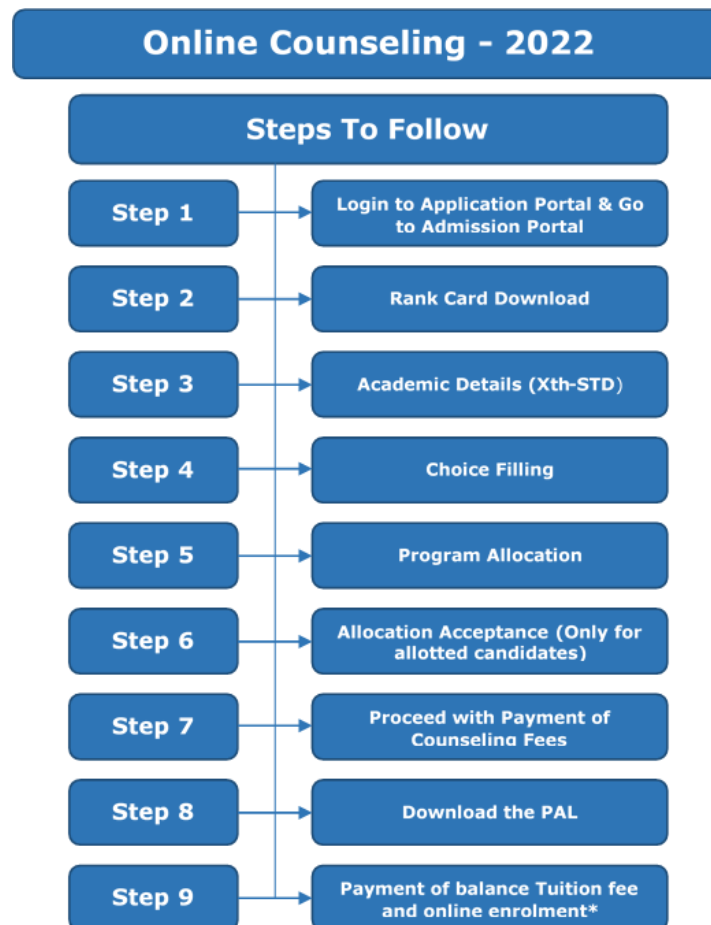
Thank you for your interest in SRM. We are glad to inform that SRMJEE – 2022 – Phase III Counselling will be conducted in online mode. Candidates are requested to read the following instructions completely for the successful completion of their Counselling.

Important Dates for Online Counseling

Round 2 Choice Filling: 28/07/2022 to 31/07/2022

Program Allocation and Payment of fees: 03/08/2022 to 07/08/2022

The steps involved for online counseling are given below:



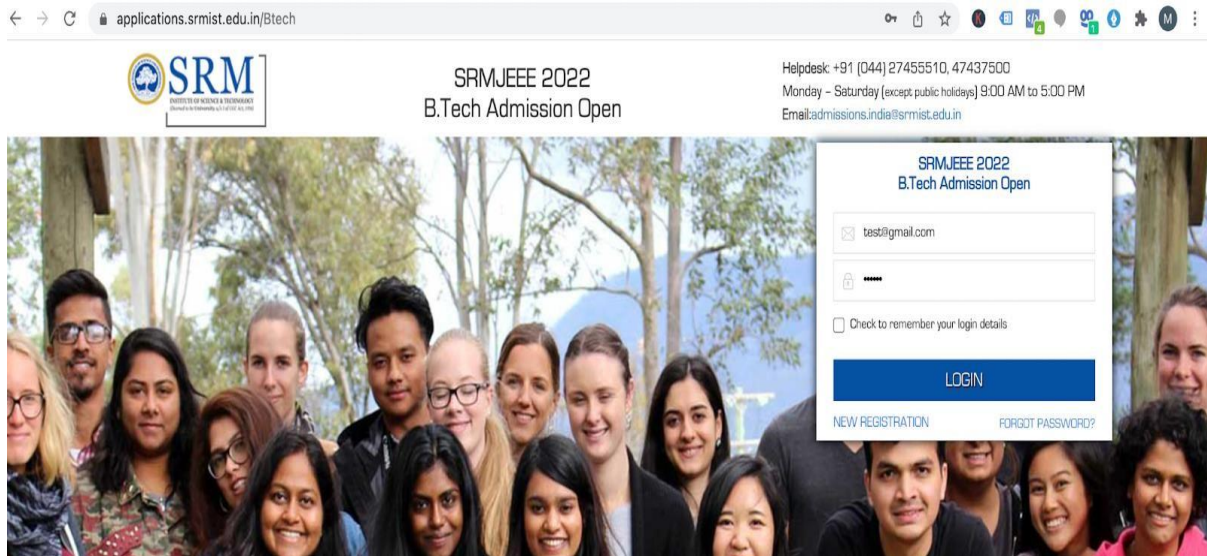
The last date for payment of balance tuition fees for Phase III Students will be intimated.

Step 1

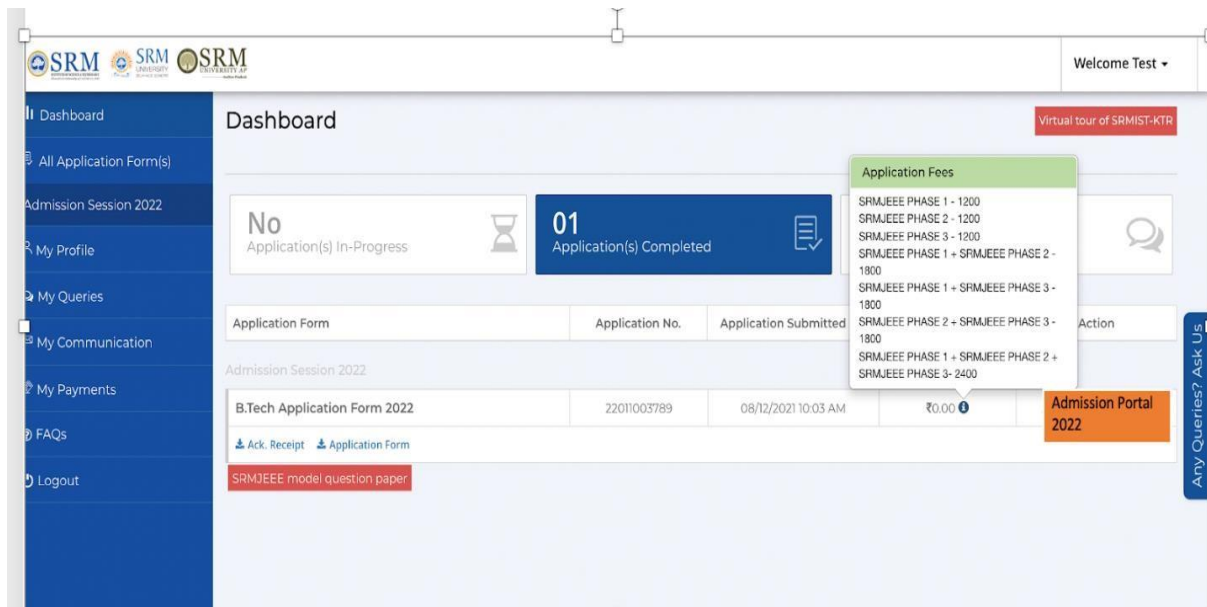
Login

The candidate has to login to the application portal through the link applications.srmist.edu.in/btech

APPLICANT NEEDS TO KEY IN HIS LOGIN CREDENTIALS (USER NAME AND PASSWORD) TO LOGIN TO HIS DASHBOARD.



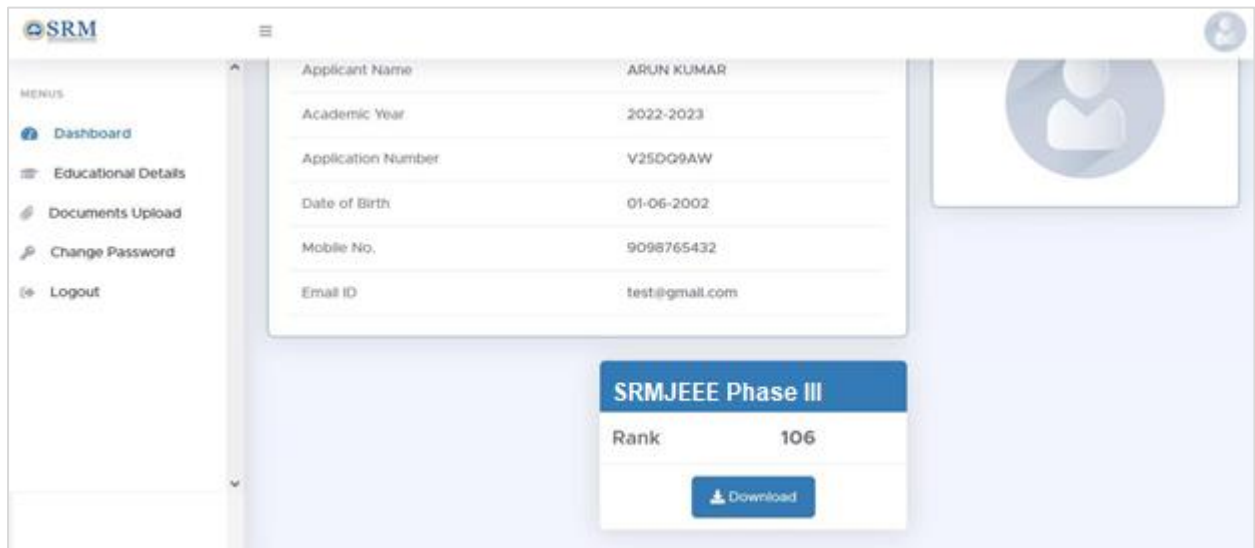
APPLICANT WOULD BE ABLE TO SEE “ADMISSION PORTAL” BUTTON AGAINST THEIR B.TECH APPLICATION FORM



Step 2

Rank card download

Candidates can download the rank card through the mentioned online admission portal (OAP).



The screenshot shows the SRM OAP interface. On the left is a navigation menu with options: Dashboard, Educational Details, Documents Upload, Change Password, and Logout. The main area displays the user's profile information:

Applicant Name	ARUN KUMAR
Academic Year	2022-2023
Application Number	V25DQ9AW
Date of Birth	01-06-2002
Mobile No.	9098765432
Email ID	test@gmail.com

Below the profile information, there is a blue box titled "SRMJEEE Phase III" containing the rank "106" and a "Download" button.

Click on the "download" button to download the rank card



The rank card features logos for SRM Institute of Science & Technology, SRM University (Delhi-NCR, Sonapat), and SRM University AP (Andhra Pradesh). The text reads:

SRM Joint Counselling Committee for Admissions - 2022
(SRMJCCA - 2022)

SRMJEEE Phase III - 2022

Application Number	V25DQ9AW
Name of the Applicant	TEST APPLICANT
SRMJEEE Phase III Rank	3951

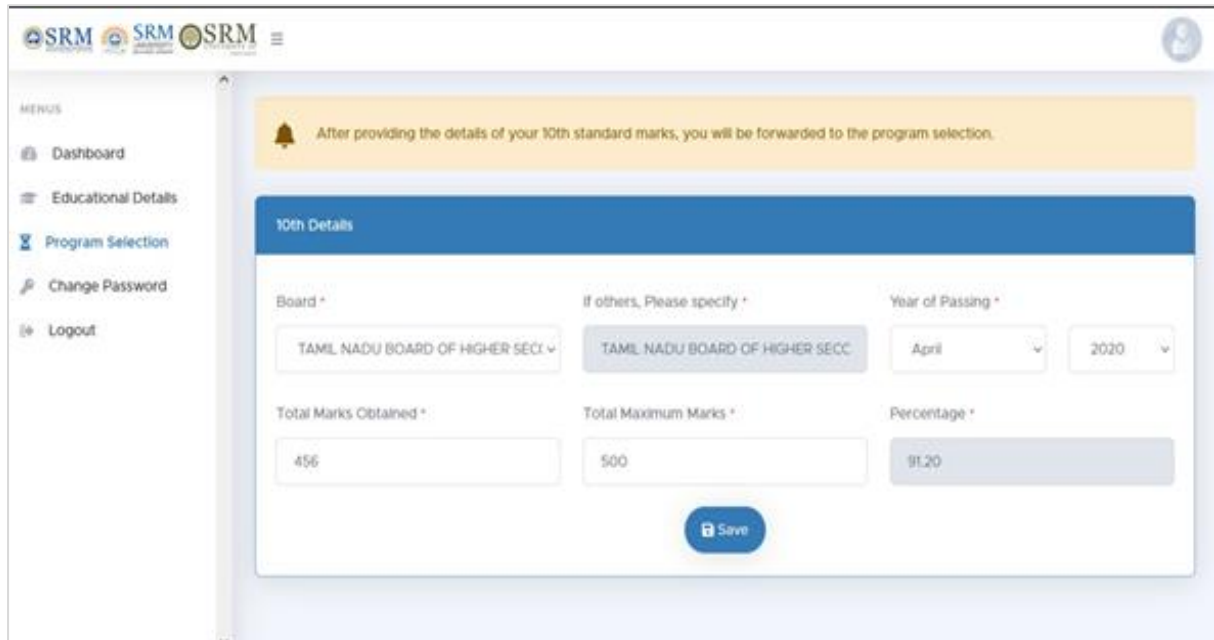
This is system generated Rank Card, hence it does not require any signature

Director, Admissions

Step 3

Academic Details

Candidates have to fill the educational details (X STD) and Click the save button.



The screenshot displays the '10th Details' form in the SRM OAP. A notification banner at the top states: 'After providing the details of your 10th standard marks, you will be forwarded to the program selection.' The form fields are as follows:

Field	Value
Board *	TAMIL NADU BOARD OF HIGHER SECC
If others, Please specify *	TAMIL NADU BOARD OF HIGHER SECC
Year of Passing *	April 2020
Total Marks Obtained *	456
Total Maximum Marks *	500
Percentage *	91.20

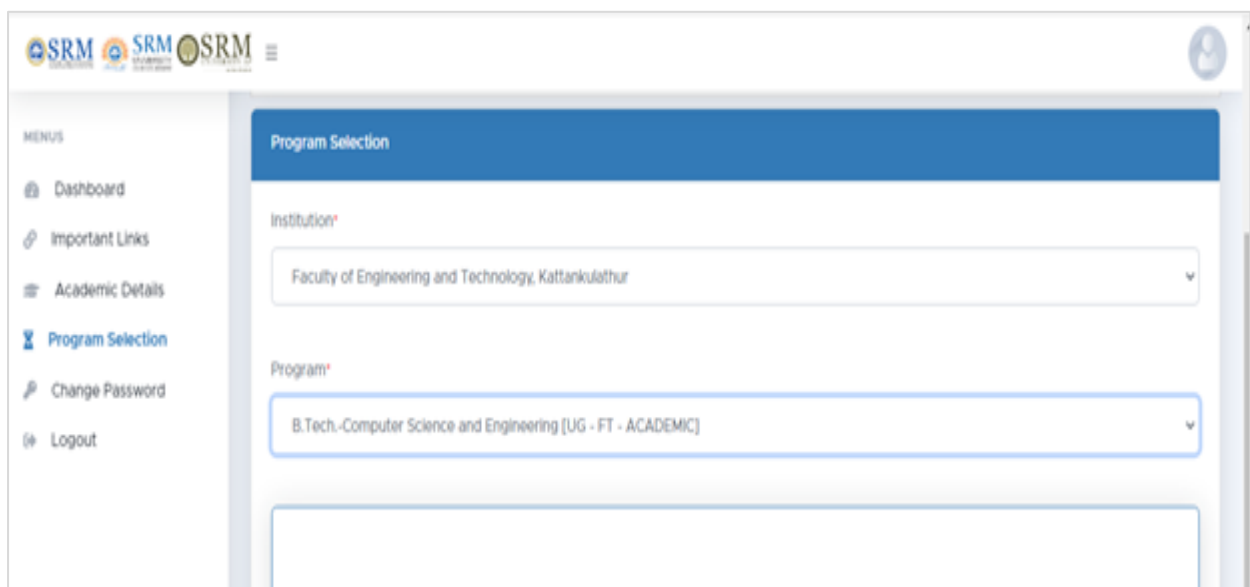
A blue 'Save' button is located at the bottom center of the form.

Step 4

Choice filling (Program Selection)

Online Admission Portal (OAP) will be kept open for the candidates to fill the choice of campus and programme preference on 28.07.22 to 31.07.22

Fill your choice of campus and program.



The screenshot displays the 'Program Selection' form in the SRM OAP. The form fields are as follows:

Field	Value
Institution*	Faculty of Engineering and Technology, Kattankulathur
Program*	B.Tech.-Computer Science and Engineering [UG - FT - ACADEMIC]

Step 5

Program allocation

The Students will be allotted the choice of campus, programme and specialization based on the admission criteria such as SRM Joint Entrance Examination Rank, Qualifying Examination, etc.,

Step 6

Accept the Allocation (Only for allotted Candidates)

Candidate have to accept the allotment. Only the allotted students will be able to accept the allocation.

(Allotment is subject to the criteria mentioned in the previous step)

Step 7

Proceed with the payment of Counselling fees

Upon acceptance of allotment, the student will have to pay Rs.1,10,000 which includes onetime non-refundable and non-transferrable registration fee of Rs.10,000 and the counseling fee of Rs.1,00,000 (part of tuition fee).

Online payment details will be updated shortly.

Failure to pay the counseling fee within stipulated time will lead to the cancellation of the allotment.

Step 8

Downloading Provisional Allotment Letter (PAL)

After the payment of counselling fees, the students can download the PAL from the admission portal.

Step 9

Payment of balance tuition fee and online enrolment

The students can pay the balance tuition fee and proceed with online enrolment. The dates for the payment of balance tuition fees will be intimated.

Wishing you all the best

Director (Admissions)