



## **SRMJEE - 2022 Phase II**

### **Remote Proctored Online Mode (RPOM) Examination**

### **Information & Guidelines for Candidates**

Greetings from SRM,

After the successful completion of Phase I of SRMJEE 2022, it's almost time for us to gear up for the second phase. SRMJEE 2022 — Phase II is scheduled on 23<sup>rd</sup> and 24<sup>th</sup> April 2022. Similar to Phase I, Phase II entrance examinations will be conducted through Remote Proctored Online Mode. Remote Proctoring is a method of taking examination by a candidate from any location of choice. All the registered candidates are requested to read the instructions indicated in this document and take up the exam from their home or any place that offers complete privacy and is free of disturbance.

### **Important Dates for SRMJEE 2022 – Phase II**

**Slot Booking (Online):** 19.04.2022 to 21.04.2022 (Slot booking will commence from 11AM on 19.04.2022)

**Mock Test (Online):** 19.04.2022 to 21.04.2022 (Mock Test will commence from 11AM on 19.04.2022)

## **SRMJEEE 2022 – Phase II (Main Test – Online):**

23.04.2022 (3 slots)\*

24.04.2022 (3 slots)\*

\* Slot I – 9.00 am to 11.30 am

Slot II – 1.00 pm to 3.30 pm

Slot III – 4.00 pm to 6.30 pm

### **Requirements for Remote Proctoring test**

Candidates who have registered and are ready to take the test remotely from the convenience of their location must ensure that the system in which they take the test must have the following configuration and set- up. Please follow the Instructions mentioned herewith.

Candidates are expected to maintain high level of discipline, ethics and integrity in appearing for the examination

### **Configuration of computer/ laptop**

Ensure that you have a good working system as below:

Computer - Pentium IV/Dual Core, 1GB RAM or higher, 80 GB HDD or higher, 15” colour Monitor, Keyboard, Mouse, Microsoft Windows 10 and above Antivirus Webcam and microphone. If you do not have one, you may hire/arrange one. The candidate can also use the mobile phone for taking the exam.

### **Internet connection**

A stable internet connection of at least 512 KBPS (1MBPS is preferred) shall be available throughout the test.

If mobile Hotspot is used for Internet connection, the candidates shall ensure that they have sufficient data balance before commencing the test.

Once the test begins, no retest will be given if the test is interrupted citing bad/no internet.

## Room and Environment

This is a high stakes entrance examination of great importance and the candidate shall sit in room without any noise and disturbances

Place the computer so that your back is facing the wall and there are no devices placed in the background.

Keep the desk clear of objects, papers, books and any other electronic material like Mobile phones, tablets, laptops, etc. Ensure proper lighting (no back light) so that your face is clearly visible on the camera.

No other person shall enter the room while the candidate is taking the test. If the proctor or the Artificial Intelligence system observes any additional person in the webcam view or any voices are heard, the examination may be stopped by the remote proctor.

### **Ensure that you are dressed formally.**

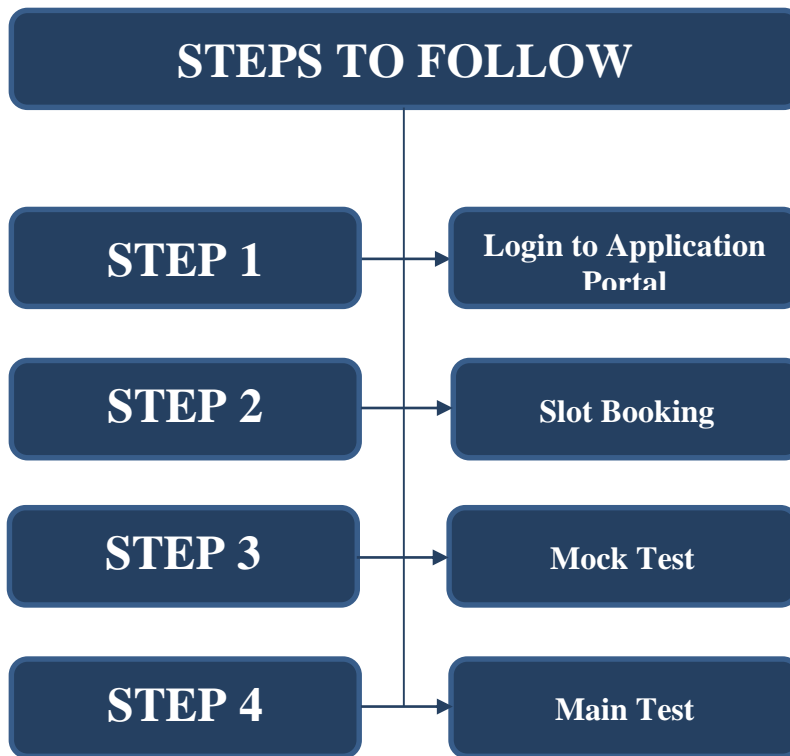
Please see to that you are keeping your mobile which has the number registered during the registration. Keep this handy, as your assigned proctor may give a call to you if needed. You may also contact your assigned proctor, if you are facing any problem during the course of the examination.

### **The candidates MUST avoid the following:\***

- Do not take help from others
- Do not wear any blue tooth devices
- Do not read out anything loudly
- Do not leave the work station while taking the test
- Do not play radio/TV/ Music in the background
- Do not let anyone enter the room
- Do not use your phone for any purposes other than to interact with the Proctor

The Steps involved for writing SRMJEEE are given below:

## SRMJEEE (UG) – 2022 – Phase II

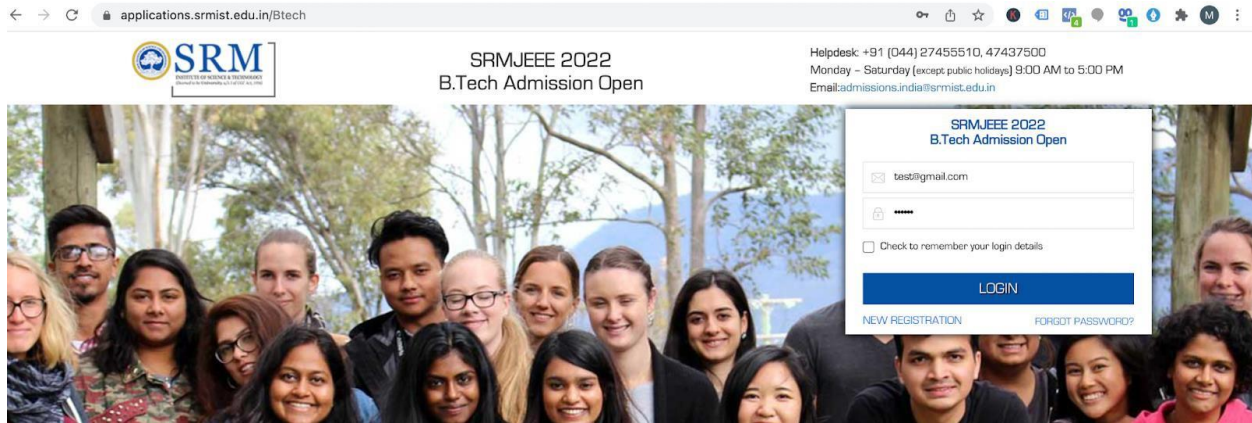


### Step 1

Login to Application Portal

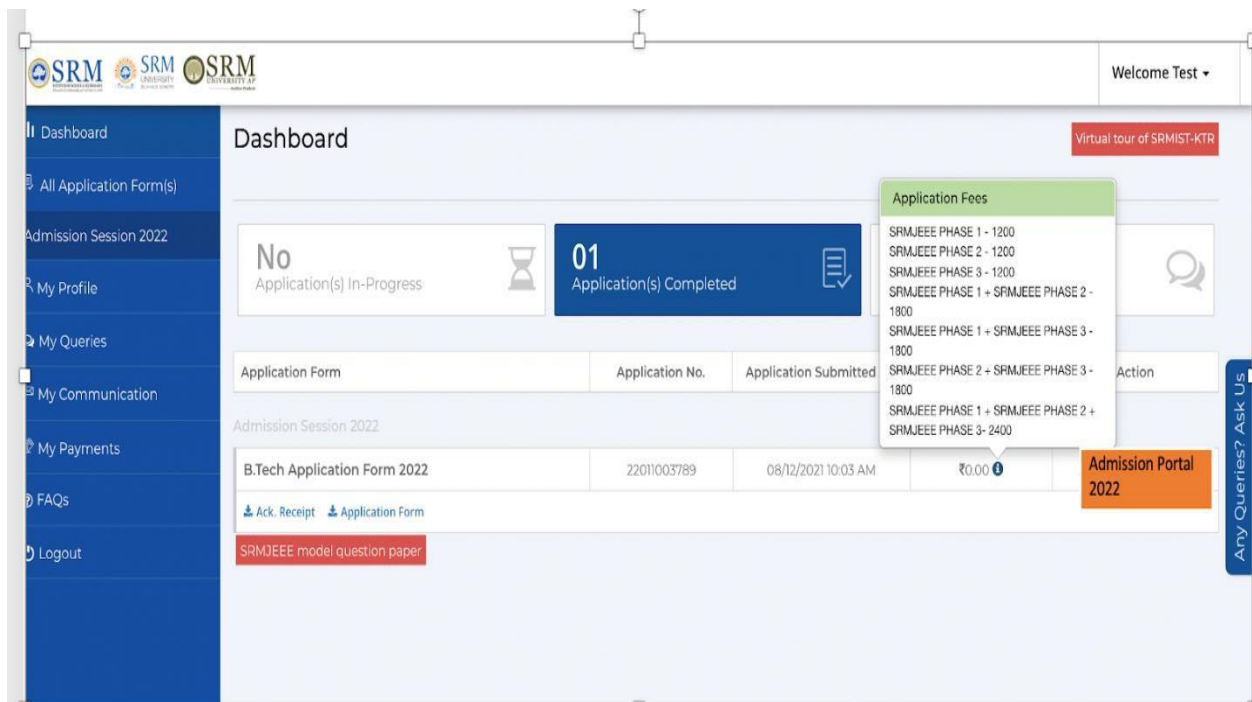
The candidate has to login to the application portal through the link [applications.srmist.edu.in/btech](http://applications.srmist.edu.in/btech)

**APPLICANT NEEDS TO KEY IN HIS LOGIN CREDENTIALS (USER NAME AND PASSWORD) TO LOGIN TO HIS DASHBOARD**



**APPLICANT WOULD BE ABLE TO SEE “ADMISSION PORTAL” BUTTON AGAINST THEIR B.TECH APPLICATION FORM**

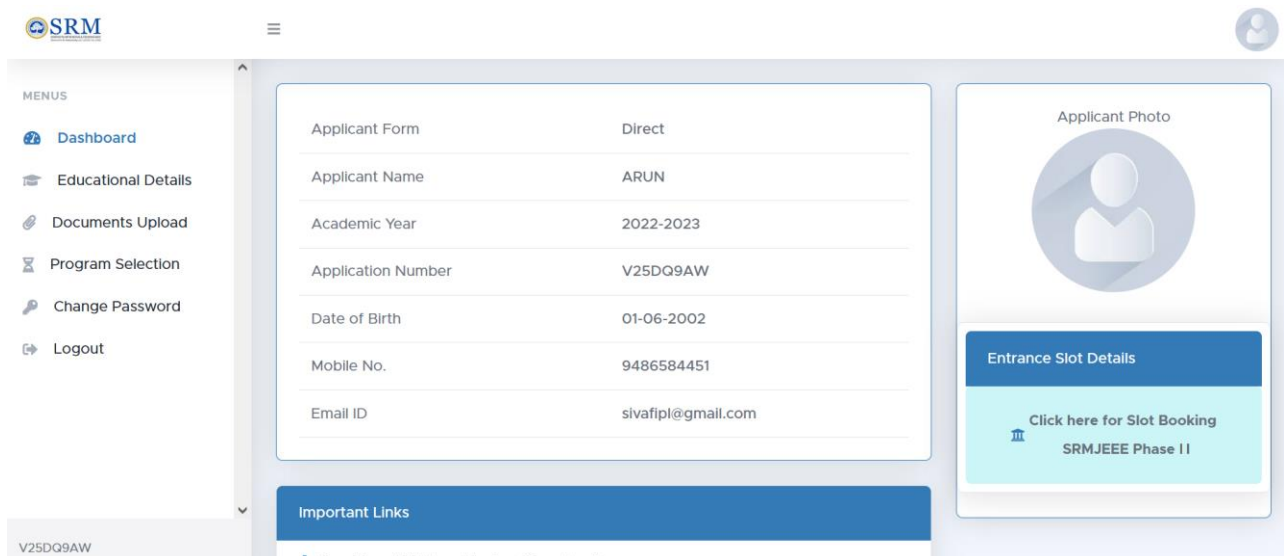
**HE OR SHE CAN PRESS THE BUTTON TO ACCESS HIS ADMISSION PORTAL TO BOOK SLOT / TAKE EXAM / SEE RESULT ETC.**



## Step 2

### Slot Booking

Once the candidate clicks the Admission Portal button, they can book the slots between 19.04.2022 and 21.04.2022 of their convenience, subject to the availability of slots on a particular date. Slot booking will commence from 11AM on 19.04.2022

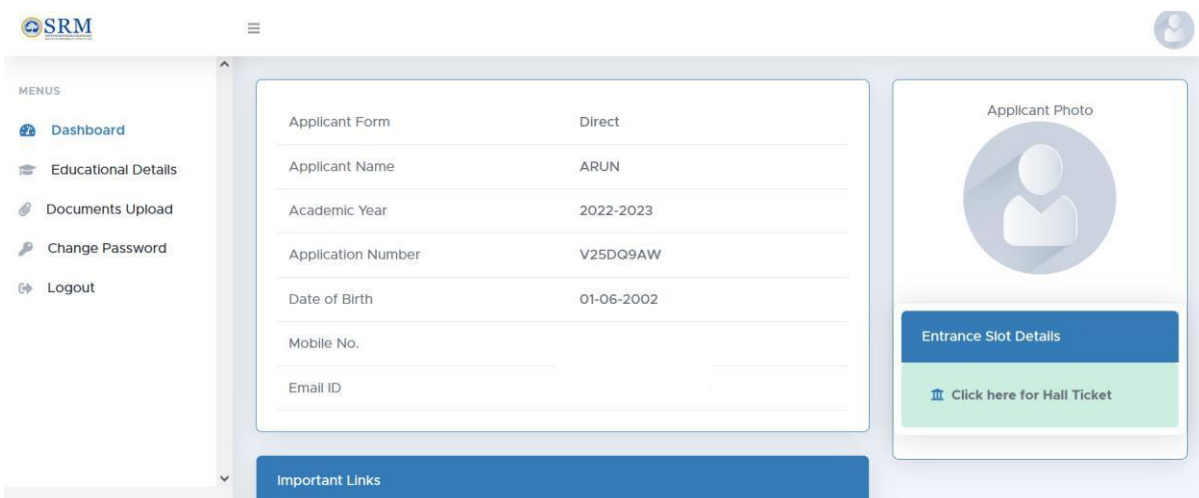


The screenshot shows the SRM portal dashboard. On the left, there is a menu with options: Dashboard, Educational Details, Documents Upload, Program Selection, Change Password, and Logout. The main content area is divided into two columns. The left column contains a table with applicant details:

Applicant Form	Direct
Applicant Name	ARUN
Academic Year	2022-2023
Application Number	V25DQ9AW
Date of Birth	01-06-2002
Mobile No.	9486584451
Email ID	sivafipl@gmail.com

Below the table is an 'Important Links' section. The right column contains an 'Applicant Photo' placeholder and an 'Entrance Slot Details' section with a button that says 'Click here for Slot Booking SRMJEEE Phase II'.

After booking of slots, the candidate can download the Hall Ticket as given below:



The screenshot shows the SRM portal dashboard after slot booking. The layout is similar to the previous screenshot, but the 'Entrance Slot Details' section now has a button that says 'Click here for Hall Ticket'.

### Step 3

#### Mock Test

To ensure that the candidates get familiar with the set up infrastructure for taking online exam at home and to get comfortable with the exam interface, a mock test is facilitated between 19.04.22 and 21.04.22. Candidates can take the mock tests available to them. Mock Test will commence from 11AM on 19.04.2022.

To avoid last minute disturbances/ clarifications, it is suggested to the candidates to take the Mock test as scheduled and be prepared for the final test.

The Instructions for the mock test will be available in the link from 17.04.2022 to 21.04.22

<https://srmjee2022.srmist.edu.in/Instructions/UG.aspx>

### Step 4

#### Main Test

The Main Test will be conducted on 23.04.22 and 24.04.22 (3 slots)

The Instructions for the main test will be available in the link on 22.04.22

<https://srmjee2022.srmist.edu.in/Instructions/UG.aspx>

### Candidates will be watched remotely

Before the start of the test, the web cam will be activated automatically. If your camera is not working, you will not be able to start the examination.

The candidate will be asked to take a photo as appearing on the screen and also asked to take a photo of any clear photo ID card.

Though the exam is online and the candidate is taking the exam from their home, there will be an invigilator monitoring every action remotely along with the help of AI engine.

The candidates will be invigilated / proctored by a remote proctor who will be watching all through the examination.

During the course of exam, in case of any suspicion of malpractice by the candidate, the remote proctor has the facility to send message/s to warn the candidate/s. In extreme cases of repeated offences being committed by the candidate, the proctor has the right to pause/terminate the test with further investigations.

### **Guidelines for Main Test**

- Candidates who have taken the remote mock test using SEB will only be scheduled for main exam.
- While taking mock test, their login details can be captured which can be used for the main test.
- Candidate have to login to the test using details in the admit card (Password)
- Main examination will be of 150 minutes. The candidates are expected to login at least 60 minutes before the test to take photograph of self and ID proof and to read instructions
- Candidates will not be allowed to end the test whether the candidate completes the test or quits the test for the first 120 minutes from the scheduled start of the test.
- Only one question appears on the screen and either the candidate answers the question or skips the same if he/she does not know the answer or does not want to answer. Once moved to the next question, the candidate cannot come back to the answered/skipped questions.
- On completion of exam, candidates are required to follow the instructions provided to close the exam.
- 'I want to submit the test' button appears only after 120 minutes is Elapsed.
- The quit password needs to be entered to EXIT THE TEST (WHICH IS MANDATORY), which will be available in the Instruction Manual for taking the test.
- Test also closes automatically once the scheduled exam time of 150 minutes elapses.



**Note:**

SRMIST doesn't stand responsible for the issues relating and not limited to poor internet connectivity, power cut, faulty personal computer of the students. Please be informed that no retest will be conducted in such scenarios and students shall take subsequent phases of examinations available to them.

The students are requested to use Desktop/ Laptop for optimum testing experience of SRMJEEE.

**\*\*Wishing you all the best for SRMJEEE\*\***

**DIRECTOR (ADMISSIONS)**

**For Queries Helpdesk: 080 6908 7000 Email: [admissions.india@srmist.edu.in](mailto:admissions.india@srmist.edu.in)**

**Technical Staff Contact Details :**

<https://srmjee2022.srmist.edu.in/Instructions/TechnicalSupport.aspx>