



SRMJEEH – 2022 – Phase I

Online Counseling

Information & Guidelines for Candidates

Greetings from SRM,

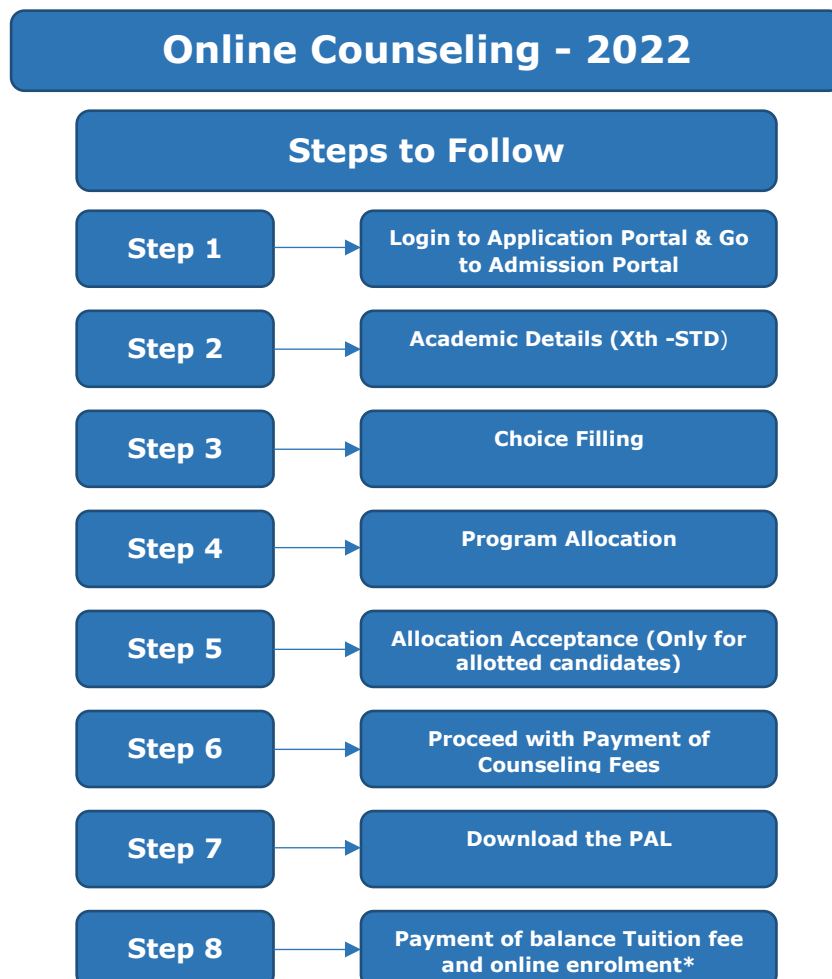
Thank you for your interest in SRM. We are glad to inform that SRMJEEH – 2022 – Phase I counseling will be conducted in online mode. Candidates are requested to read the following instructions completely for the successful completion of their Counseling.

Important Dates for Online Counseling

Choice Filling: 30/04/2022 to 03/05/2022

Program Allocation and Payment of fees: 04/05/2022 to 11/05/2022

The steps involved for online counseling are given below:



*Date for payment of balance tuition fee and online enrolment will be communicated later.

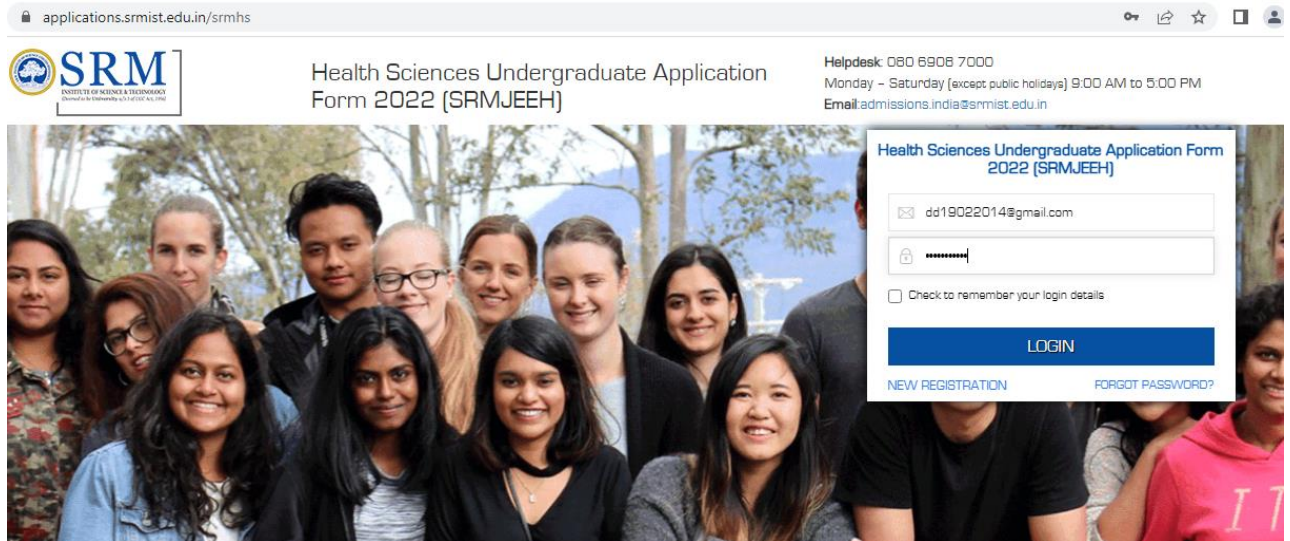
Step 1

Login

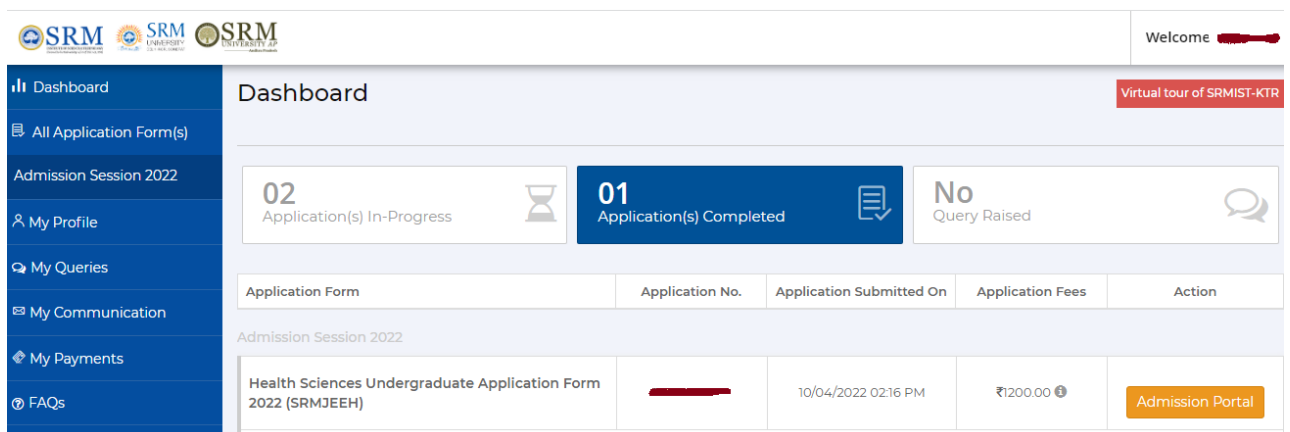
Use the link given below to login to the admission portal.

<https://applications.srmist.edu.in/srmhs>

Key in your login credentials (user name and password) to login to the dashboard.



Click the “Admission Portal 2022” button against your Health Sciences UG application form.

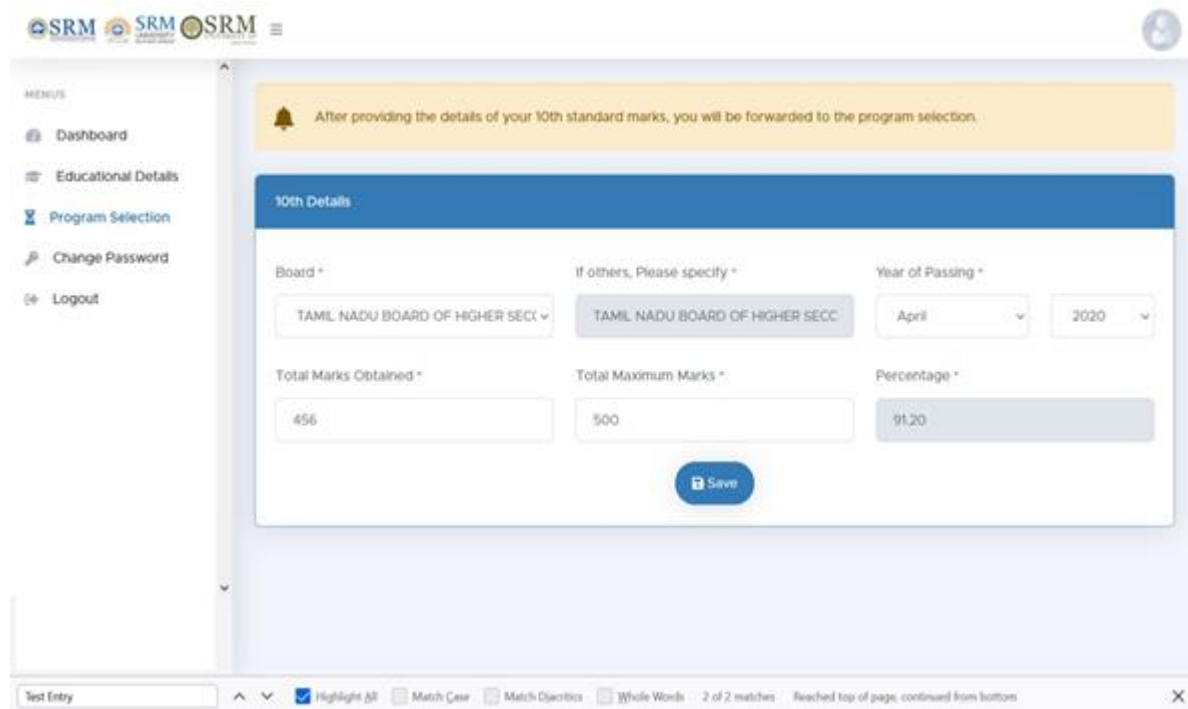


Application Form	Application No.	Application Submitted On	Application Fees	Action
Admission Session 2022				
Health Sciences Undergraduate Application Form 2022 (SRMJEEH)		10/04/2022 02:16 PM	₹1200.00	Admission Portal

Step 2

Academic Details

Fill your academic information (Xth STD) and click the save button.



The screenshot displays the SRM Online Admission Portal (OAP) interface. On the left, a menu lists options: Dashboard, Educational Details, Program Selection, Change Password, and Logout. The main content area shows a notification banner: "After providing the details of your 10th standard marks, you will be forwarded to the program selection." Below this is the "10th Details" form. The form contains the following fields and values:

Field	Value
Board *	TAMIL NADU BOARD OF HIGHER SECC
If others, Please specify *	TAMIL NADU BOARD OF HIGHER SECC
Year of Passing *	April 2020
Total Marks Obtained *	456
Total Maximum Marks *	500
Percentage *	91.20

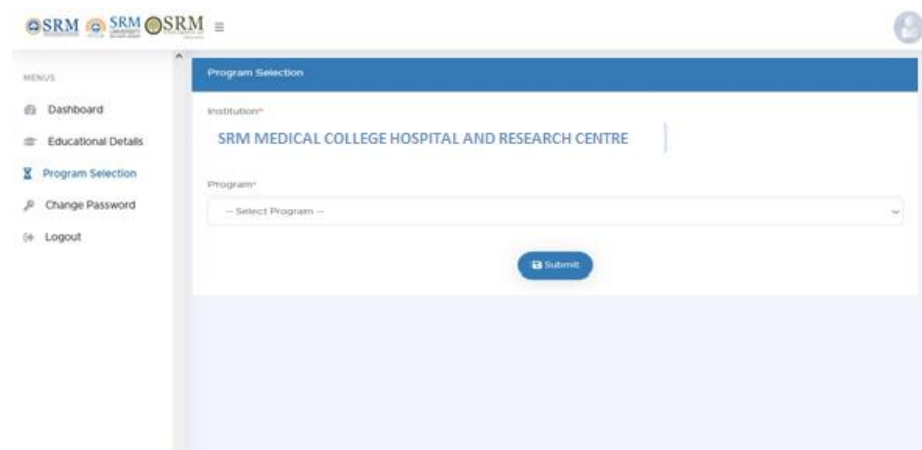
A "Save" button is located at the bottom center of the form. At the bottom of the page, there is a search bar with the text "Test Entry" and several search filters: Highlight All, Match Case, Match Diacritics, and Whole Words. The search results show "2 of 2 matches" and a note "Reached top of page, continued from bottom".

Step 3

Choice filling (Program Selection)

Online Admission Portal (OAP) will be kept open for the candidates to fill the choice of campus and programme preference on 30.04.2022 to 03.05.2022

Fill your choice of campus and program.



The screenshot displays the SRM Online Admission Portal (OAP) interface. On the left, a menu lists options: Dashboard, Educational Details, Program Selection, Change Password, and Logout. The main content area shows the "Program Selection" form. The form contains the following fields and values:

Field	Value
Institution*	SRM MEDICAL COLLEGE HOSPITAL AND RESEARCH CENTRE
Program*	-- Select Program --

A "Submit" button is located at the bottom center of the form.

Step 4

Program Allocation

Students will be allotted the choice of programme based on the admission criteria such as SRM Joint Entrance Examination Qualification.

The provisional allotment will be published in the Online Admission Portal (OAP).

Step 5

Allocation Acceptance (Only for allotted Candidates)

Candidate has to accept the allotment.

(Allotment is subject to the criteria mentioned in the previous step)

Step 6

Proceed with the payment of Counselling fees

Upon acceptance of allotment, the student will have to pay the counselling fee which includes part of tuition fees and onetime non-refundable registration fee of Rs.10,000/Rs.5000 as the case may be as listed in the counselling portal of candidates.

Failure to pay the counseling fee within stipulated time will lead to the cancellation of the allotment.

Proceed with fee payment via the NET Banking facility with the following bank details.	
Payment Method	NEFT / RTGS / IMPS
Beneficiary Account Number	1985 <Account Prefix> <input type="text"/>
Beneficiary Account Name	SRM INSTITUTE OF SCIENCE AND TECHNOLOGY
Name of the Bank	HDFC BANK
IFSC Code (Read HDFC "Zero" "Zero" "Zero" 1857)	HDFC0001857
Branch (State - Tamilnadu)	MARAIMALAI NAGAR, CHENNAI , TN.
Type of Account	Current Account

Application Number	<input type="text"/>	Applicant Name	SVA
Campus Allotted	SRM Medical College Hospital And Research Kattankulathur	Amount to Pay	1,35,000.00
Course Allotted	B.Sc.-Cardio Perfusion Technology	Payment Start From	26-04-2022 02:48:00 PM
Accepted Datetime	26-04-2022 03:08:41 PM	Last Date for Payment	02-05-2022 02:48:00 PM

Course Fee Details (In Rupees)			
Fee Type	Fee Details	Scholarship Amount	Total Fees
Registration Fee	10,000.00		10,000.00
Tuition Fees	1,25,000.00		1,25,000.00
Total Amount			1,35,000.00
Counseling Fee Amount to be Paid			72,500.00
			(Seventy-Two Thousand Five Hundred Only)
*Refer respective campus website for other fee			
*Registration fee is non refundable and non transferable under any circumstances			

Note:

- Counseling fee is a part of tuition fee, hence it will be adjusted in the tuition fee. Upon payment of the counseling fee, you can download the Provisional Allotment Letter (PAL) and Fee receipt.
- Failure to pay the Counseling fee within the stipulated date will lead to the cancellation of the allotted seat. SRM reserves the right to reallocate the seat to the next eligible candidate.
- The date for payment of the balance tuition fee (if any applicable after scholarships) will be intimated later.

Payment Procedure - Payment via NET banking facility (NEFT/RTGS/IMPS)

- Open your internet banking (any bank)
- Add beneficiary with the following bank details

Name of the Bank	HDFC BANK
Branch (State - Tamilnadu)	MARAIMALAI NAGAR, CHENNAI, TN
IFSC Code (Read HDFC"zero""zero""zero"1857)	HDFC0001857
Account Number	<p>1985<Account Prefix><Application number> (Enter 1985 followed by Account Prefix and your application number without any space)</p> <p>For example, if the student has got allotment in SRM Medical College Hospital and Research centre, Kattankulathur then the bank details will be as follows: 1985MH220xxxxxxxx</p> <p>For example, if the student has got allotment in SRM Modi College of Pharmacy, Modi Nagar, Ghazhiabad then the bank details will be as follows: 1985KT220xxxxxxxx</p> <p>Account Prefix Details for Campuses SRM Medical College Hospital And Research Centre, Kattankulathur - MH SRM Modi College of Pharmacy, Modi Nagar, Ghazhiabad - KT</p> <p>*Please select the prefix carefully to the campus allocated to you.</p>
Account Name	SRM INSTITUTE OF SCIENCE AND TECHNOLOGY
Type of Account	Current Account

- c. Beneficiary will be added
- d. Pay the fee as mentioned in the Online Admission Portal
- e. Please note the transaction ID for your future reference.

Payment Procedure - Payment via Direct NEFT/RTGS from Bank

- a. Candidate can directly do NEFT/RTGS from Bank

Name of the Bank	HDFC BANK
Branch (State - Tamilnadu)	MARAIMALAI NAGAR,CHENNAI,TN
IFSC Code (Read HDFC"zero""zero""zero"1857)	HDFC0001857
Account Number	1985<Account Prefix><Application number> (Enter 1985 followed by Account Prefix and your application number without any space) Account Prefix Details for Campuses SRM Medical College Hospital And Research Centre, Kattankulathur - MH SRM Modi College of Pharmacy, Modi Nagar, Ghazhiabad - KT
Account Name	SRM INSTITUTE OF SCIENCE AND TECHNOLOGY
Type of Account	Current Account

- b. Please check online admission portal for the amount to be paid
- c. After payment, check the online admission portal for fee receipt.

Step 7

Downloading Provisional Allotment Letter (PAL)

After the payment of counselling fees, the students can download the PAL from the admission portal.

Step 8

Payment of balance tuition fee and online enrolment

Date for payment of balance tuition fee and online enrolment will be communicated later.

Wishing you all the best

Director (Admissions)