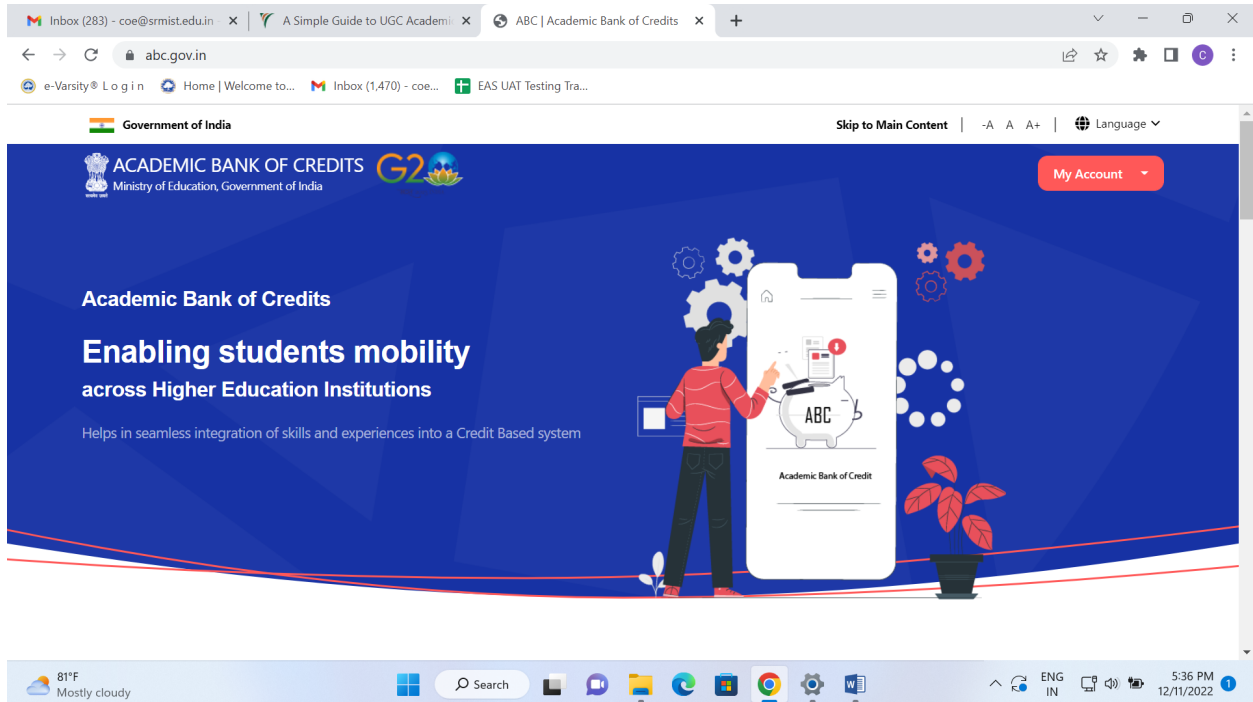
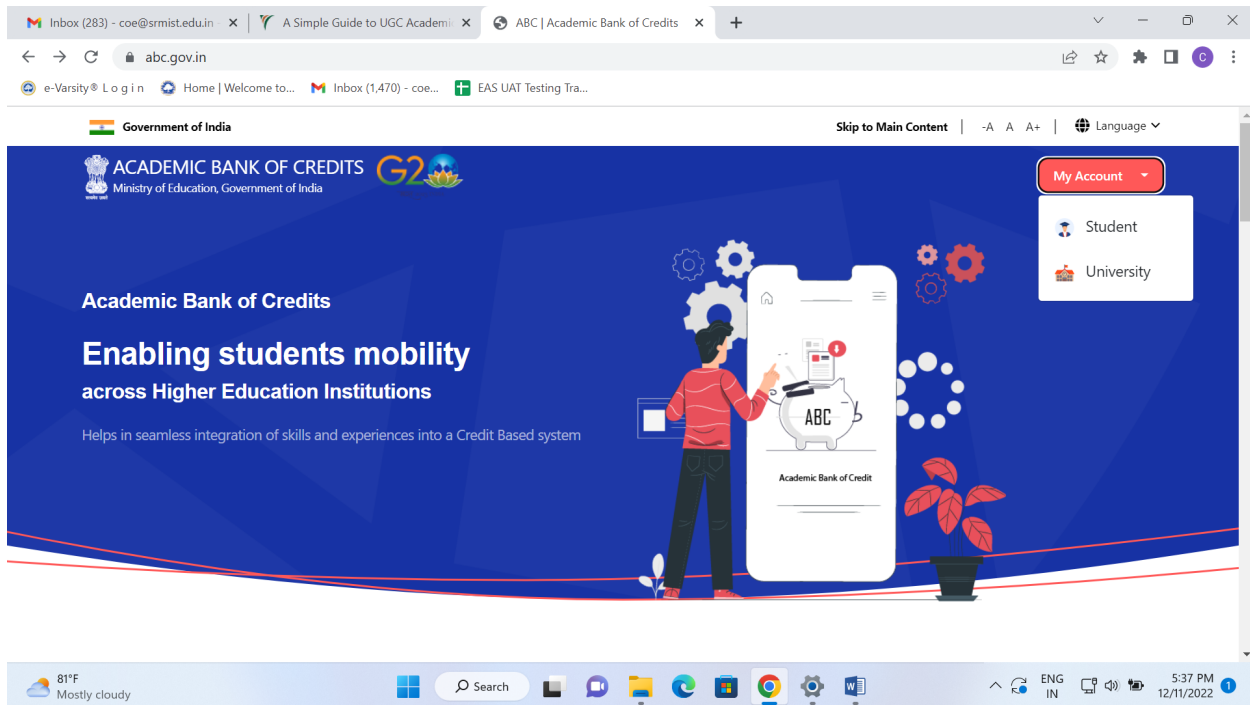


## Steps to register students at the ABC portal.

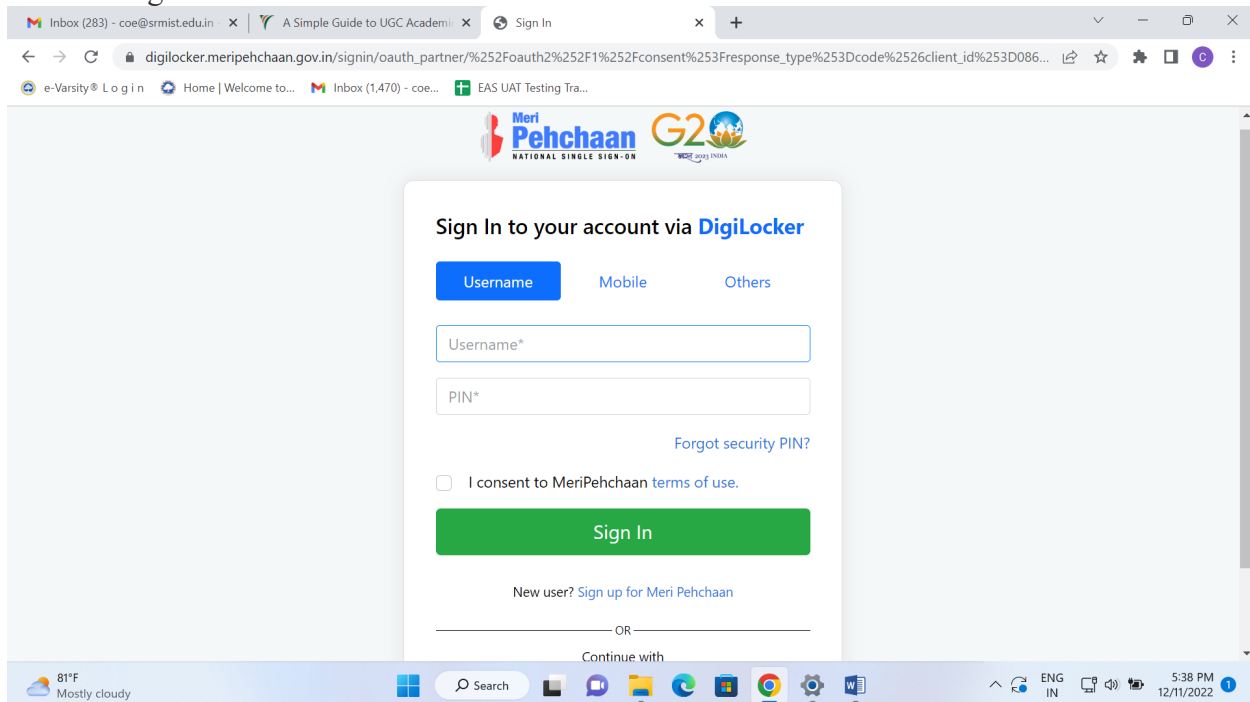
**Step 1:** Visit the Academic Bank of Credits (ABC) portal — [abc.gov.in](http://abc.gov.in).



**Step 2:** On the home page, click on the link for 'my account' available on the right-side top corner, and choose the 'student' option.



**Step 3:** You will be redirected to a new window. Login/register using your username/ mobile number or government-issued identification cards.



**Step 4:** Key in all the required information and upload documents, if needed.

The screenshot displays a web browser window with the following elements:

- Browser Tabs:** "Inbox (283) - coe@srmist.edu.in", "A Simple Guide to UGC Academi...", "Sign Up".
- Address Bar:** "digilocker.meripehchaan.gov.in/signup/oauth\_partner//oauth2/1/consent?response\_type=code&client\_id=08627FE5&state=102&redirect\_uri=https..."
- Page Content:**
  - A red error message: "Session timed out, please try again".
  - Form fields: "Mobile Number\*", "Full Name\*", "Date of Birth" (with dd\*, mm\*, yyyy\* sub-fields), "Select Gender" (dropdown), "Create Username\*", "PIN\*", "Confirm PIN\*".
  - A blue "Generate OTP" button.
  - A checkbox: "I consent to MeriPehchaan terms of use.".
  - A green "Verify" button.
- Taskbar:** Shows weather (81°F, Mostly cloudy), search bar, and system tray with date "5:46 PM 12/11/2022".

\*\*\*\*\*