

STUDENT SATISFACTION SURVEY (SSS)

2021-22

TAKEN IN FEB. 2023

ALL CURRENT STUDENTS IN ACADEMIC YEAR (2022-23)

ADMINISTERED THROUGH DEPARTMENTS

MONITORED BY C2, IQAC, TOP ADMINISTRATION

ANALYZED BY IQAC

27 FEB. 2023

ABOUT THE SURVEY

ALIGNED WITH NAAC SSR	
TOTAL QUESTIONS	27
SHORT ANSWER QUESTION	1
Yes/No questions	2
MCQ	24
MCQ IN 5 OPTIONS– 0,1,2,3,4	22
ANALYSIS	3 QUESTIONS IN % 23 QUESTIONS – ON A 4 POINT SCALE

WHY IS IT IMPORTANT?

- It is part of NAAC SSR under C2
- Carries a weight of 30 – the highest of all metrics
- We are leaking points in C2 due to certain metrics on which we do not have much say
- This metric is totally with the students – that is - how they respond

RESPONSES

Faculty	KTR	RMP	VDP	NCR	Babu	Try	Total
E&T %	99.3	100	91.6	100		92.8	97
S&H	99.8	60.8	77.6	80.4		94.7	83
IHM %	77.9		76.7	80.9		100	84
Law %	67.9						68
Agri %					99.4		99
MGMT %	95.3	100	76.1	92.6		94.3	92
MHS%	63.6	73.3		92.6		53.8	71

RESULTS – SRMIST AS A WHOLE

SRMIST AS A WHOLE					
OVERALL IN 4 POINT SCALE					3.2470
24. The overall quality of teaching-learning process in your institute is very good.					3.253
1. Syllabus and Assessment methodology were explained at the beginning of the course					96.22% YES
2. Course was delivered as outlined in the syllabus					94.37% YES
26.Results of the regular semester examinations are announced after the last examination (without considering the arrears examinations)					
<15 DAYS	WITHIN 20 DAYS	WITHIN 25 DAYS	WITHIN A WEEK		
36%	17%	14%	33%		

FOLLOW-UP ACTION REQUIRED

- IN SSR, SSS has the maximum weight of 30.
- For A++ we need 3.51
- In SSS a minimum score of 3.75 can be our goal
- We have to keep counselling the students on the advantage of giving the best option
- Identify metrics in which the responses are poor and take concrete actions recognizable by the students

RESULTS – MAJOR FACULTY-WISE COMPARISON – E&T

AVERAGE: 3.247

24. OVERALL TEACHING QUALITY : 3.253

KEY PARAMETERS	KTR	RMP	VDP	NCR	TRY
OVERALL IN 4 POINT SCALE	3.136	3.344	3.465	3.200	3.737
24. The overall quality of teaching-learning process in your institute is very good.	3.128	3.347	3.454	3.189	3.780
1. Syllabus and Assessment methodology were explained at the beginning of the course %	96	98	98	96	98
2. Course was delivered as outlined in the syllabus %	94	96	96	94	98

RESULTS – MAJOR FACULTY-WISE COMPARISON – S&H

AVERAGE: 3.247

24. OVERALL TEACHING QUALITY : 3.253

KEY PARAMETERS	KTR	RMP	VDP	NCR	TRY
OVERALL IN 4 POINT SCALE	3.145	3.307	3.148	3.287	3.660
24. The overall quality of teaching-learning process in your institute is very good.	3.188	3.320	3.170	3.348	3.649
1. Syllabus and Assessment methodology were explained at the beginning of the course	95	98	96	97	99
2. Course was delivered as outlined in the syllabus	92	94	91	93	96

RESULTS – MAJOR FACULTY-WISE COMPARISON – Management

AVERAGE: 3.247

24. OVERALL TEACHING QUALITY : 3.253

KEY PARAMETERS	KTR	RMP	VDP	NCR	TRY
OVERALL IN 4 POINT SCALE	3.342	3.338	3.234	3.089	3.474
24. The overall quality of teaching-learning process in your institute is very good.	3.347	3.348	3.269	3.076	3.530
1. Syllabus and Assessment methodology were explained at the beginning of the course	96	96	96	96	98
2. Course was delivered as outlined in the syllabus	94	93	93	89	98

RESULTS – MAJOR FACULTY-WISE COMPARISON – DENTAL

AVERAGE: 3.247

24. OVERALL TEACHING QUALITY : 3.253

KEY PARAMETERS	KTR	RMP	VDP	NCR	TRY
OVERALL IN 4 POINT SCALE	3.270	3.683			
24. The overall quality of teaching-learning process in your institute is very good.	3.315	3.729			
1. Syllabus and Assessment methodology were explained at the beginning of the course	94	99			
2. Course was delivered as outlined in the syllabus	92	98			

RESULTS – MAJOR FACULTY-WISE COMPARISON – MHS–

AVERAGE: 3.247

24. OVERALL TEACHING QUALITY : 3.253

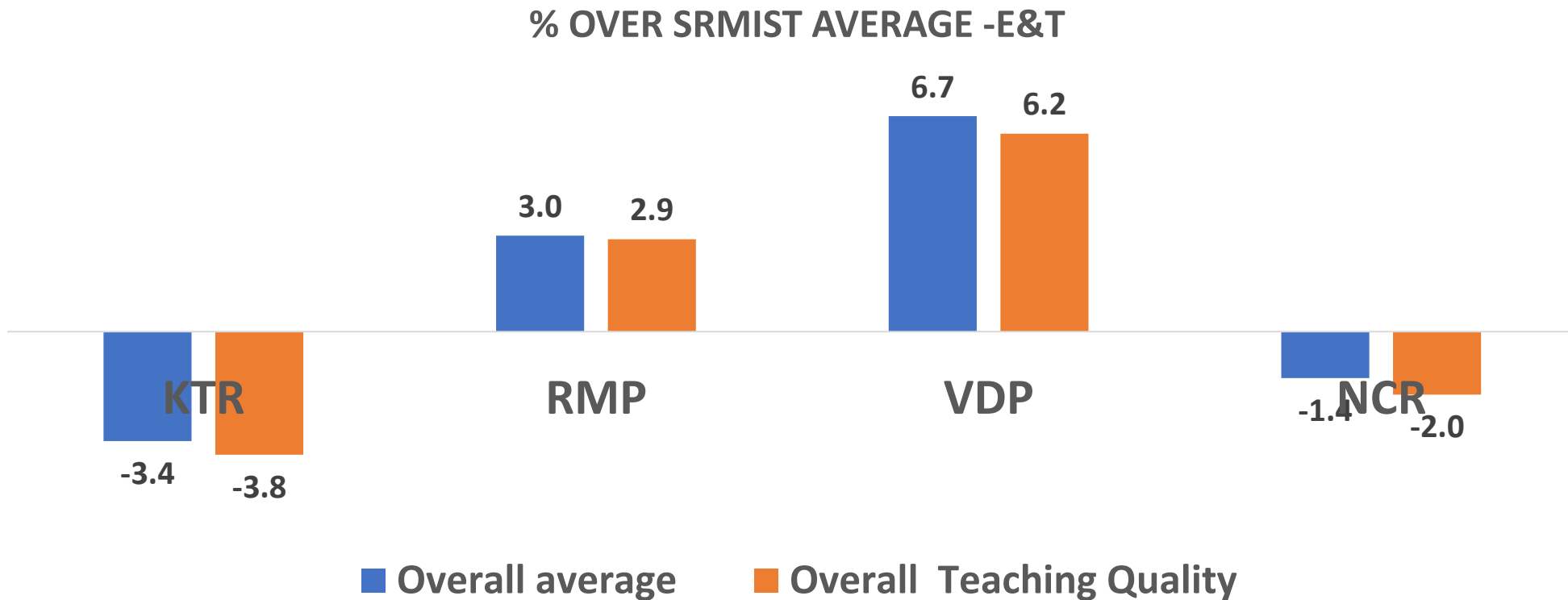
Overall response = 94%

KEY PARAMETERS	MEDICIN E	AHS	OT	PT	NURSIN G	PHARMA	SPH	Dental - KTR	Dental RPM
% of response	64.9	26.9	100	98.46	83.61	89.95	28.65	63.39	73.33
OVERALL IN 4 POINT SCALE	3.390	3.055	3.361	3.547	3.587	3.639	3.106	3.270	3.683
24. The overall quality of teaching-learning process in your institute is very good.	3.427	3.109	3.377	3.573	3.597	3.672	3.061	3.315	3.729
1. Syllabus and Assessment methodology were explained at the beginning of the course	98	92	95	96	98	98	98	94	99
2. Course was delivered as outlined in the syllabus	97	91	96	96	97	98	100	92	98

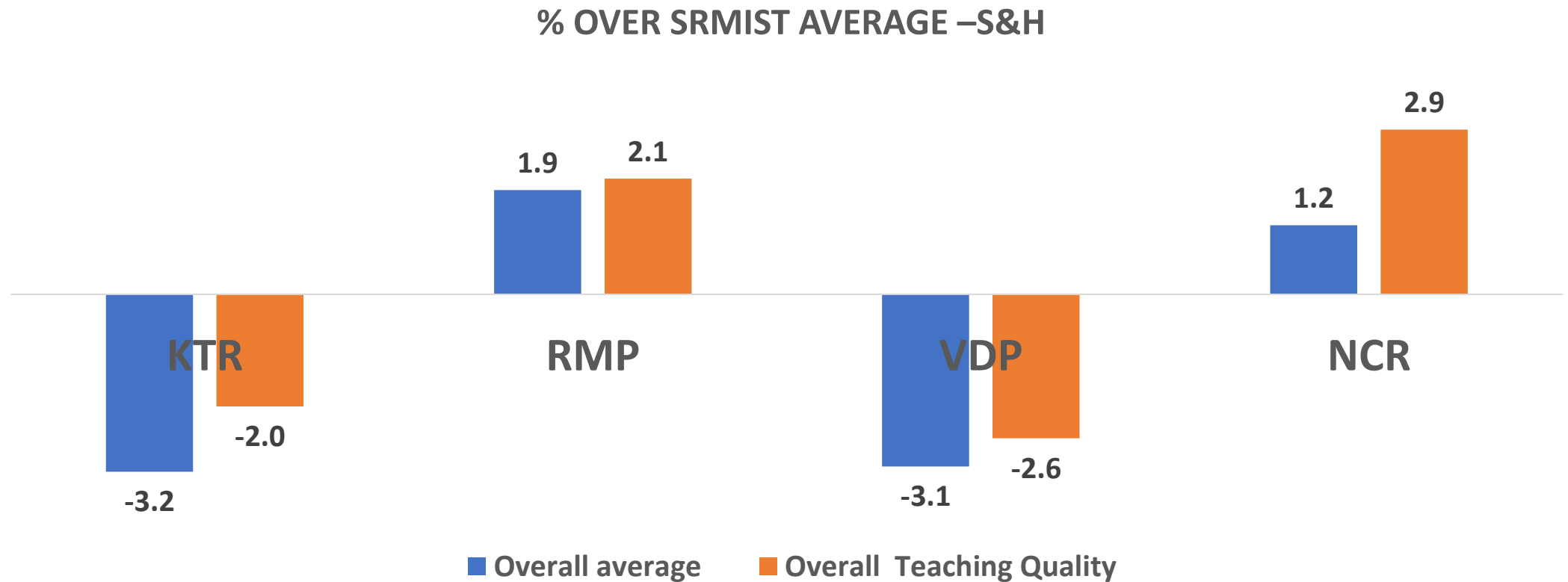
% of responses a concern

All MHS Units except AHS and SPH scored above SRMIST average. Dental RPM stands out.

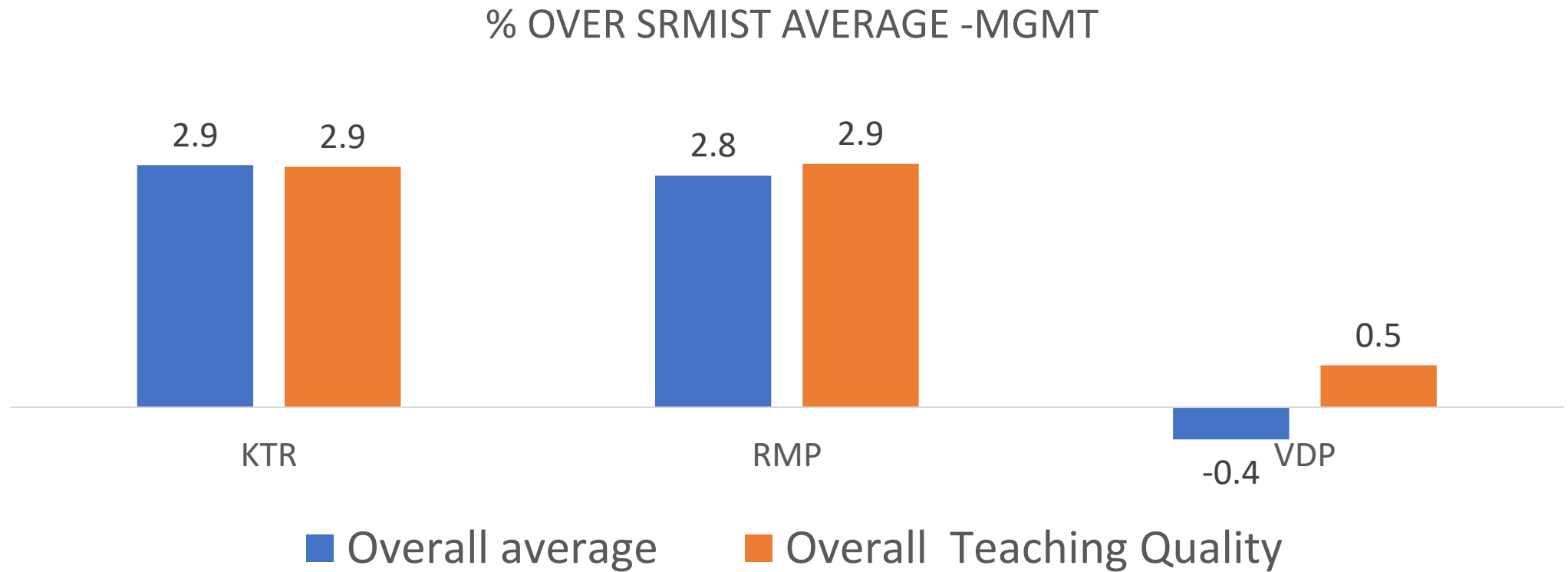
CAMPUS-WISE PERFORMANCE OVER SRMIST – E&T - % OVER OR UNDER AVERAGE



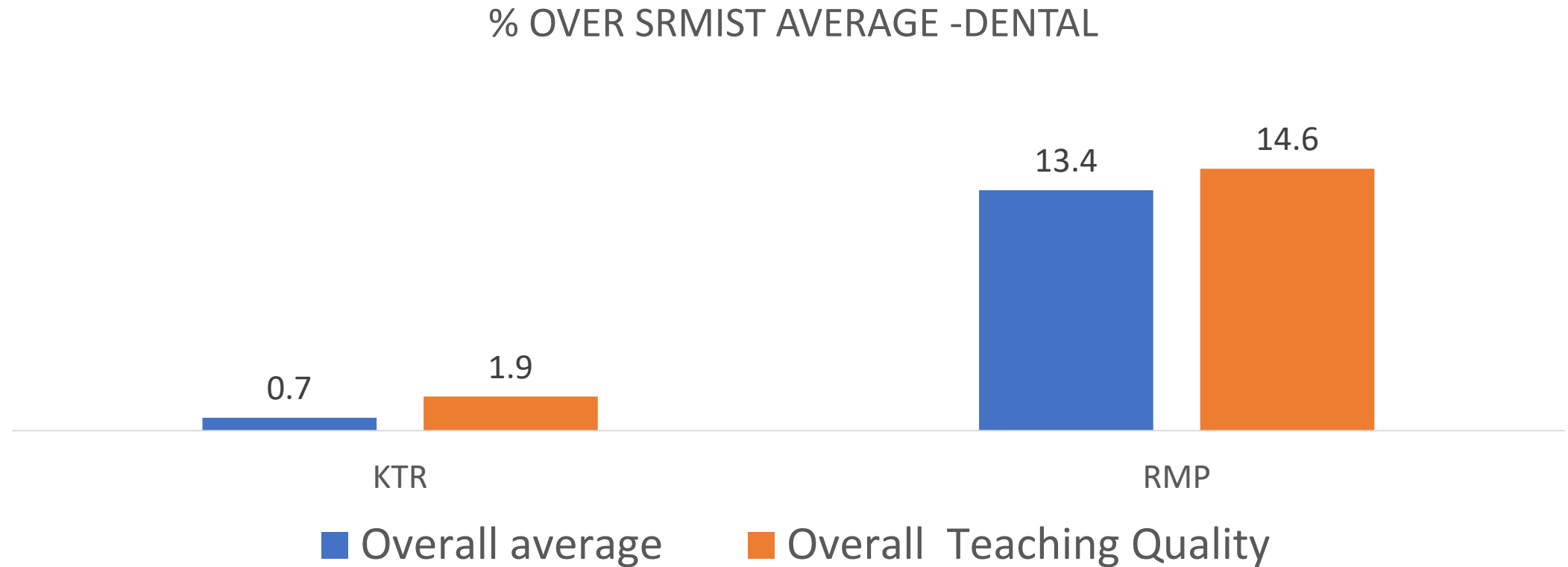
CAMPUS-WISE PERFORMANCE OVER SRMIST – S&H - % OVER OR UNDER AVERAGE



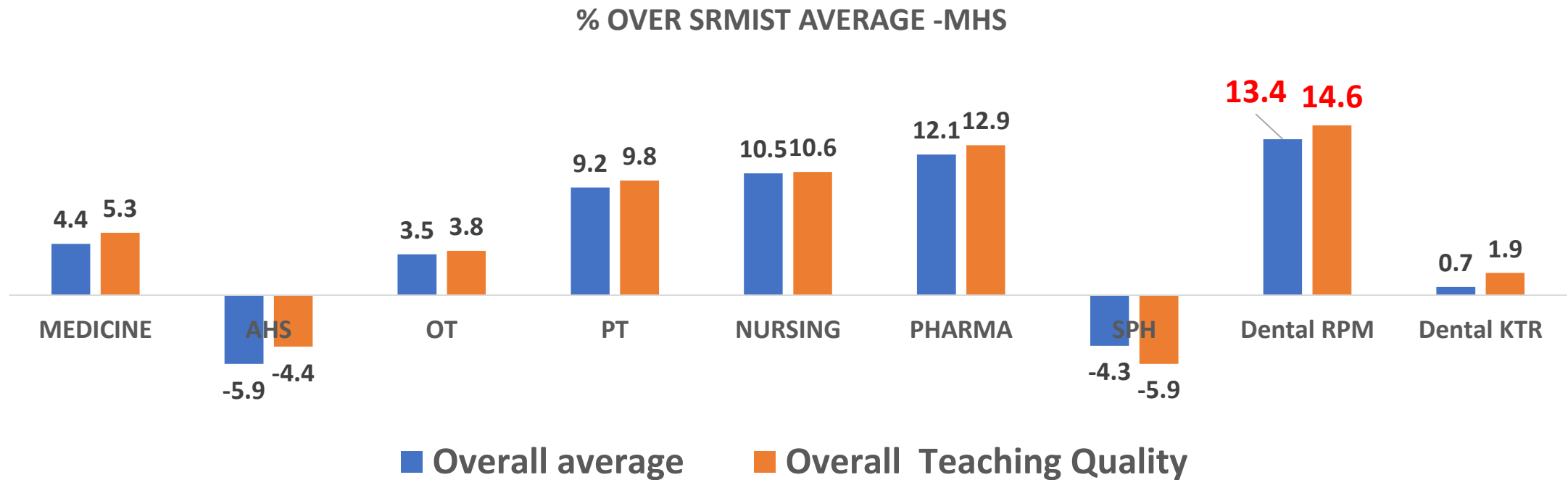
CAMPUS-WISE PERFORMANCE OVER SRMIST – MGMT - % OVER OR UNDER AVERAGE



CAMPUS-WISE PERFORMANCE OVER SRMIST – DENTAL - % OVER OR UNDER AVERAGE

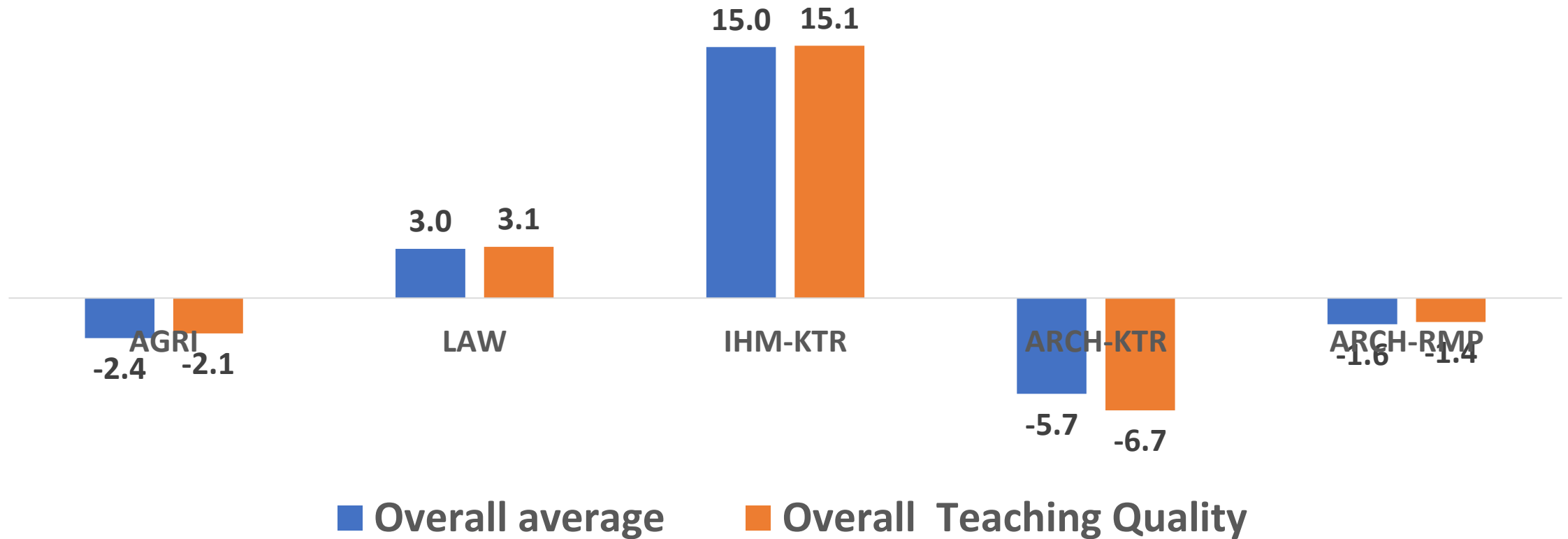


MHS UNITS PERFORMANCE OVER SRMIST – % OVER OR UNDER AVERAGE



CAMPUS-WISE PERFORMANCE OVER SRMIST – OTHER UNITS - % OVER OR UNDER AVERAGE

% OVER SRMIST AVERAGE –OTHER UNITS



CAMPUS-WISE PERFORMANCE – 1/3

QUESTIONS	Agri	KTR	NCR	RMP	TRI	VDP	SRMIS T
1. Syllabus and Assessment methodology were explained at the beginning of the course	95.6	95.7	95.9	97.5	97.3	96.6	96.2
2. Course was delivered as outlined in the syllabus	93.7	94.0	93.3	95.7	95.8	93.3	94.4
3. Course Outcomes and Program outcomes of every course were clear, specific and available in the Syllabus	3.114	3.193	3.226	3.315	3.583	3.227	3.236
4. What % of syllabus covered in the class?	3.142	3.321	3.429	3.409	3.641	3.350	3.356
5. How far the teachers prepare for the classes?	3.319	3.343	3.386	3.472	3.641	3.423	3.389
6. Were the teachers able to communicate effectively?	3.412	3.400	3.480	3.573	3.706	3.540	3.464
7. The teacher's approach to teaching can best be described as	3.062	3.106	3.141	3.339	3.532	3.282	3.186
8. Discussion of test questions and answers after the exam	3.068	3.013	2.961	3.209	3.467	3.134	3.078
9. Fairness of the teacher in evaluation process	3.295	3.321	3.454	3.541	3.617	3.446	3.399
10. Was your performance in tests and assignments discussed with you?	3.180	3.047	3.104	3.306	3.598	3.233	3.142

CAMPUS-WISE PERFORMANCE – 2/3

QUESTIONS	Agri	KTR	NCR	RMP	TRI	VDP	SRMIS T
11. Institution/Department encourage internship, student exchange program, field/Industrial visits for students.	2.943	3.030	3.009	3.117	3.349	3.099	3.060
12. The teaching and mentoring process facilitates you in cognitive, social and mental growth	3.007	3.084	3.092	3.273	3.508	3.235	3.150
13. The institution provides multiple opportunities to learn and grow	3.067	3.267	3.170	3.352	3.599	3.311	3.289
14. Teachers inform you about your expected competencies, course outcomes and program outcomes	3.171	3.233	3.278	3.400	3.585	3.348	3.292
15. Internal assessment tests, Quizzes, Project works, Reports, Papers accurately measured the attainment of learning outcomes	3.169	3.253	3.305	3.427	3.628	3.373	3.315
16. The teachers uses real world examples and applications to explain the concepts	2.983	3.018	3.069	3.254	3.514	3.223	3.104
17. The teachers identify your strengths/weaknesses and encourage/overcome them by providing right level of challenges/advises.	2.983	3.018	3.069	3.254	3.514	3.223	3.104
18. The institution makes effort to use students feedback in the monitoring, review and Quality improvement of the teaching learning process.	3.113	3.158	3.176	3.339	3.603	3.272	3.221
19. The institute/ teachers use student centric methods for enhancing learning experiences.	3.173	3.167	3.211	3.360	3.572	3.313	3.237
20. Participation in Co-curricular and Extracurricular activities were encouraged.	3.087	3.152	3.049	3.238	3.505	3.292	3.182

CAMPUS-WISE PERFORMANCE – 3/3

QUESTIONS	Agri	KTR	NCR	RMP	TRI	VDP	SRMI ST
21. Soft skills, life skills and employability skills were imparted in curriculum to make Industry ready personnel.	3.100	3.246	3.335	3.428	3.597	3.368	3.311
22. What percentage of teachers use ICT tools such as LCD projector, Multimedia, etc. while teaching.	3.366	3.218	2.765	3.039	3.656	3.042	3.145
23. Courses prepare you to achieve core competencies to face the global challenges	3.100	3.155	3.128	3.295	3.566	3.242	3.202
24. The overall quality of teaching-learning process in your institute is very good.	3.180	3.199	3.196	3.352	3.605	3.307	3.253
25. Approachability of the teachers in clarifying doubts	3.373	3.312	3.404	3.487	3.699	3.431	3.379
26. Results of the regular semester examinations are announced after the last examination (without considering the arrears examinations)	32.1	38.1	38.2	32.8	33.8	32.0	36.2
Average of Q 3-Q-25	3.148	3.185	3.193	3.338	3.578	3.292	3.247

E&T PERFORMANCE – 1/3

QUESTIONS	KTR	RMP	VDP	NCR	TRY	SRMIS T
1. Syllabus and Assessment methodology were explained at the beginning of the course	96	98	98	96	98	96.2
2. Course was delivered as outlined in the syllabus	94	96	96	94	98	94.4
3. Course Outcomes and Program outcomes of every course were clear, specific and available in the Syllabus	3.149	3.337	3.441	3.248	3.704	3.236
4. What % of syllabus covered in the class?	3.330	3.459	3.622	3.492	3.804	3.356
5. How far the teachers prepare for the classes?	3.289	3.478	3.556	3.401	3.771	3.389
6. Were the teachers able to communicate effectively?	3.318	3.556	3.644	3.468	3.815	3.464
7. The teacher's approach to teaching can best be described as	3.008	3.339	3.423	3.134	3.706	3.186
8. Discussion of test questions and answers after the exam	2.948	3.234	3.356	2.967	3.628	3.078
9. Fairness of the teacher in evaluation process	3.259	3.563	3.606	3.469	3.770	3.399
10. Was your performance in tests and assignments discussed with you?	2.919	3.297	3.376	3.081	3.750	3.142

E&T PERFORMANCE – 2/3

QUESTIONS	KTR	RMP	VDP	NCR	TRY	SRMIS T
11. Institution/Department encourage internship, student exchange program, field/Industrial visits for students.	3.014	3.109	3.297	3.024	3.577	3.060
12. The teaching and mentoring process facilitates you in cognitive, social and mental growth	3.014	3.271	3.397	3.089	3.679	3.150
13. The institution provides multiple opportunities to learn and grow	3.232	3.351	3.503	3.171	3.726	3.289
14. Teachers inform you about your expected competencies, course outcomes and program outcomes	3.180	3.411	3.497	3.279	3.755	3.292
15. Internal assessment tests, Quizzes, Project works, Reports, Papers accurately measured the attainment of learning outcomes	3.199	3.436	3.533	3.309	3.784	3.315
16. The teachers uses real world examples and applications to explain the concepts	3.115	3.376	3.481	3.280	3.780	3.104
17. The teachers identify your strengths/weaknesses and encourage/overcome them by providing right level of challenges/advises.	2.913	3.233	3.333	3.044	3.662	3.104
18. The institution makes effort to use students feedback in the monitoring, review and Quality improvement of the teaching learning process.	3.087	3.333	3.411	3.179	3.757	3.221
19. The institute/ teachers use student centric methods for enhancing learning experiences.	3.100	3.353	3.459	3.213	3.730	3.237
20. Participation in Co-curricular and Extracurricular activities were encouraged.	3.100	3.200	3.423	3.021	3.612	3.182

E&T PERFORMANCE – 3/3

QUESTIONS	KTR	RMP	VDP	NCR	TRY	SRMI ST
21. Soft skills, life skills and employability skills were imparted in curriculum to make Industry ready personnel.	3.209	3.426	3.510	3.349	3.770	3.311
22. What percentage of teachers use ICT tools such as LCD projector, Multimedia, etc. while teaching.	3.283	3.027	3.408	2.663	3.866	3.145
23. Courses prepare you to achieve core competencies to face the global challenges	3.104	3.292	3.397	3.118	3.708	3.202
24. The overall quality of teaching-learning process in your institute is very good.	3.128	3.347	3.454	3.189	3.780	3.253
25. Approachability of the teachers in clarifying doubts	3.237	3.485	3.566	3.412	3.829	3.379
Average of Q 3-Q-25	3.136	3.344	3.465	3.200	3.737	3.247

S&H PERFORMANCE – 1/3

QUESTIONS	KTR	RMP	VDP	NCR	TRY	SRMIS T
1. Syllabus and Assessment methodology were explained at the beginning of the course	95	98	96	97	99	96.2
2. Course was delivered as outlined in the syllabus	92	94	91	93	96	94.4
3. Course Outcomes and Program outcomes of every course were clear, specific and available in the Syllabus	3.139	3.223	3.059	3.209	3.649	3.236
4. What % of syllabus covered in the class?	3.247	3.297	3.136	3.393	3.641	3.356
5. How far the teachers prepare for the classes?	3.342	3.426	3.307	3.428	3.713	3.389
6. Were the teachers able to communicate effectively?	3.446	3.593	3.435	3.647	3.789	3.464
7. The teacher's approach to teaching can best be described as	3.152	3.309	3.153	3.299	3.633	3.186
8. Discussion of test questions and answers after the exam	2.989	3.092	2.926	3.095	3.677	3.078
9. Fairness of the teacher in evaluation process	3.334	3.472	3.304	3.483	3.689	3.399
10. Was your performance in tests and assignments discussed with you?	3.152	3.289	3.106	3.378	3.725	3.142

S&H PERFORMANCE – 2/3

QUESTIONS	KTR	RMP	VDP	NCR	TRY	SRMIS T
11. Institution/Department encourage internship, student exchange program, field/Industrial visits for students.	2.778	3.061	2.879	2.995	3.378	3.060
12. The teaching and mentoring process facilitates you in cognitive, social and mental growth	3.032	3.234	3.084	3.164	3.606	3.150
13. The institution provides multiple opportunities to learn and grow	3.175	3.331	3.142	3.204	3.673	3.289
14. Teachers inform you about your expected competencies, course outcomes and program outcomes	3.161	3.349	3.217	3.353	3.629	3.292
15. Internal assessment tests, Quizzes, Project works, Reports, Papers accurately measured the attainment of learning outcomes	3.203	3.377	3.213	3.373	3.669	3.315
16. The teachers uses real world examples and applications to explain the concepts	3.267	3.432	3.314	3.453	3.765	3.104
17. The teachers identify your strengths/weaknesses and encourage/overcome them by providing right level of challenges/advises.	3.039	3.255	3.105	3.284	3.657	3.104
18. The institution makes effort to use students feedback in the monitoring, review and Quality improvement of the teaching learning process.	3.129	3.328	3.137	3.194	3.661	3.221
19. The institute/ teachers use student centric methods for enhancing learning experiences.	3.128	3.335	3.167	3.234	3.693	3.237
20. Participation in Co-curricular and Extracurricular activities were encouraged.	3.096	3.282	3.167	3.224	3.641	3.182

S&H PERFORMANCE – 3/3

QUESTIONS	KTR	RMP	VDP	NCR	TRY	SRMI ST
21. Soft skills, life skills and employability skills were imparted in curriculum to make Industry ready personnel.	3.202	3.424	3.254	3.284	3.701	3.311
22. What percentage of teachers use ICT tools such as LCD projector, Multimedia, etc. while teaching.	2.730	2.929	2.711	2.915	3.570	3.145
23. Courses prepare you to achieve core competencies to face the global challenges	3.066	3.256	3.099	3.229	3.625	3.202
24. The overall quality of teaching-learning process in your institute is very good.	3.188	3.320	3.170	3.348	3.649	3.253
25. Approachability of the teachers in clarifying doubts	3.333	3.449	3.309	3.413	3.737	3.379
Average of Q 3-Q-25	3.145	3.307	3.148	3.287	3.660	3.247

MGMT PERFORMANCE – 1/3

QUESTIONS	KTR	RMP	VDP	NCR	TRY	SRMIS T
1. Syllabus and Assessment methodology were explained at the beginning of the course	96	96	96	96	98	96.2
2. Course was delivered as outlined in the syllabus	94	93	93	89	98	94.4
3. Course Outcomes and Program outcomes of every course were clear, specific and available in the Syllabus	3.312	3.245	3.080	2.983	3.500	3.236
4. What % of syllabus covered in the class?	3.318	3.338	3.206	2.941	3.540	3.356
5. How far the teachers prepare for the classes?	3.446	3.438	3.356	3.236	3.450	3.389
6. Were the teachers able to communicate effectively?	3.592	3.608	3.528	3.472	3.610	3.464
7. The teacher's approach to teaching can best be described as	3.318	3.336	3.229	3.014	3.310	3.186
8. Discussion of test questions and answers after the exam	3.095	3.141	3.044	2.632	3.230	3.078
9. Fairness of the teacher in evaluation process	3.508	3.487	3.380	3.295	3.440	3.399
10. Was your performance in tests and assignments discussed with you?	3.254	3.306	3.154	2.955	3.440	3.142

MGMT PERFORMANCE – 2/3

QUESTIONS	KTR	RMP	VDP	NCR	TRY	SRMIS T
11. Institution/Department encourage internship, student exchange program, field/Industrial visits for students.	3.183	3.153	3.070	2.792	3.410	3.060
12. The teaching and mentoring process facilitates you in cognitive, social and mental growth	3.274	3.291	3.159	2.941	3.470	3.150
13. The institution provides multiple opportunities to learn and grow	3.414	3.343	3.214	3.021	3.470	3.289
14. Teachers inform you about your expected competencies, course outcomes and program outcomes	3.368	3.356	3.276	3.139	3.450	3.292
15. Internal assessment tests, Quizzes, Project works, Reports, Papers accurately measured the attainment of learning outcomes	3.391	3.392	3.326	3.149	3.530	3.315
16. The teachers uses real world examples and applications to explain the concepts	3.449	3.451	3.404	3.351	3.520	3.104
17. The teachers identify your strengths/weaknesses and encourage/overcome them by providing right level of challenges/advises.	3.237	3.274	3.205	2.983	3.350	3.104
18. The institution makes effort to use students feedback in the monitoring, review and Quality improvement of the teaching learning process.	3.352	3.350	3.234	3.024	3.540	3.221
19. The institute/ teachers use student centric methods for enhancing learning experiences.	3.327	3.365	3.261	3.066	3.470	3.237
20. Participation in Co-curricular and Extracurricular activities were encouraged.	3.384	3.341	3.253	3.045	3.320	3.182

MGMT PERFORMANCE – 3/3

QUESTIONS	KTR	RMP	VDP	NCR	TRY	SRMI ST
21. Soft skills, life skills and employability skills were imparted in curriculum to make Industry ready personnel.	3.401	3.442	3.297	3.205	3.600	3.311
22. What percentage of teachers use ICT tools such as LCD projector, Multimedia, etc. while teaching.	3.127	3.003	2.872	3.385	3.600	3.145
23. Courses prepare you to achieve core competencies to face the global challenges	3.301	3.304	3.180	3.059	3.500	3.202
24. The overall quality of teaching-learning process in your institute is very good.	3.347	3.348	3.269	3.076	3.530	3.253
25. Approachability of the teachers in clarifying doubts	3.458	3.453	3.396	3.288	3.630	3.379
Average of Q 3-Q-25	3.342	3.338	3.234	3.089	3.474	3.247

HOW MHS HAS RESPONDED?-1/3

Below average

	AHS	Medicine	Dental KTR	Dental RMP	Nursing	OT	PT	Pharma	SPH	Average
1. Syllabus and Assessment methodology were explained at the beginning of the course	92	98	94	99	98	95	96	98	98	96
2. Course was delivered as outlined in the syllabus	91	97	92	98	97	96	96	98	100	96
3. Course Outcomes and Program outcomes of every course were clear, specific and available in the Syllabus	2.989	3.375	3.150	3.687	3.549	3.318	3.562	3.593	3.143	3.374
4. What % of syllabus covered in the class?	3.297	3.026	3.210	3.514	3.454	3.310	3.643	3.669	3.367	3.388
5. How far the teachers prepare for the classes?	3.211	3.508	3.415	3.750	3.627	3.475	3.587	3.633	3.306	3.501
6. Were the teachers able to communicate effectively?	3.337	3.582	3.518	3.788	3.695	3.487	3.698	3.771	3.510	3.598
7. The teacher's approach to teaching can best be described as – excellent, very good, good, fair, bad	2.952	3.336	3.186	3.636	3.515	3.300	3.484	3.582	3.122	3.346
8. Discussion of test questions and answers after the exam	2.826	3.374	3.007	3.698	3.499	3.164	3.362	3.544	2.327	3.200
9. Fairness of the teacher in evaluation process	3.157	3.499	3.370	3.757	3.599	3.401	3.595	3.692	3.122	3.466
10. Was your performance in tests and assignments discussed with you?	3.057	3.378	3.079	3.706	3.597	3.256	3.463	3.685	2.612	3.315
11. Institution/Department encourage internship, student exchange program, field/Industrial visits for students.	2.774	3.210	3.129	3.526	3.594	3.233	3.391	3.398	2.816	3.230
12. The teaching and mentoring process facilitates you in cognitive, social and mental growth	2.939	3.339	3.160	3.628	3.546	3.312	3.455	3.564	2.980	3.325
13. The institution provides multiple opportunities to learn and grow	3.067	3.416	3.399	3.684	3.583	3.401	3.577	3.656	3.367	3.461

HOW MHS HAS RESPONDED?-2/3

Below average

	AHS	Medicine	Dental KTR	Dental RMP	Nursing	OT	PT	Pharma	SPH	Average
14. Teachers inform you about your expected competencies, course outcomes and program outcomes	3.021	3.529	3.272	3.729	3.622	3.366	3.562	3.683	3.204	3.443
15. Internal assessment tests, Quizzes, Project works, Reports, Papers accurately measured the attainment of learning outcomes	3.105	3.439	3.351	3.722	3.683	3.406	3.610	3.706	3.265	3.476
16. The teachers uses real world examples and applications to explain the concepts	3.157	3.446	3.317	3.727	3.669	3.442	3.646	3.670	3.204	3.475
17. The teachers identify your strengths/weaknesses and encourage/overcome them by providing right level of challenges/advises.	2.964	3.281	3.115	3.643	3.566	3.276	3.449	3.576	2.816	3.298
18. The institution makes effort to use students feedback in the monitoring, review and Quality improvement of the teaching learning process.	3.077	3.380	3.243	3.645	3.566	3.314	3.554	3.620	3.143	3.394
19. The institute/ teachers use student centric methods for enhancing learning experiences.	3.011	3.428	3.234	3.710	3.585	3.356	3.529	3.655	3.082	3.399
20. Participation in Co-curricular and Extracurricular activities were encouraged.	2.960	3.082	3.353	3.542	3.496	3.388	3.432	3.652	2.898	3.311

HOW MHS HAS RESPONDED?-3/3

Below average

	AHS	Medicine	Dental KTR	Dental RMP	Nursing	OT	PT	Pharma	SPH	Average
21. Soft skills, life skills and employability skills were imparted in curriculum to make Industry ready personnel.	2.971	3.350	3.270	3.654	3.583	3.334	3.524	3.636	3.143	3.385
22. What percentage of teachers use ICT tools such as LCD projector, Multimedia, etc. while teaching.	3.163	3.623	3.484	3.788	3.672	3.565	3.660	3.659	3.551	3.574
23. Courses prepare you to achieve core competencies to face the global challenges	2.975	3.412	3.243	3.671	3.538	3.354	3.552	3.636	3.041	3.380
24. The overall quality of teaching-learning process in your institute is very good.	3.109	3.427	3.315	3.729	3.597	3.377	3.573	3.672	3.061	3.429
25. Approachability of the teachers in clarifying doubts	3.144	3.528	3.399	3.778	3.669	3.457	3.674	3.745	3.367	3.529
Average	3.055	3.390	3.270	3.683	3.587	3.361	3.547	3.639	3.106	3.404
24. The overall quality of teaching-learning process in your institute is very good.	3.109	3.427	3.315	3.729	3.597	3.377	3.573	3.672	3.061	3.429

IHM PERFORMANCE – 1/3

QUESTIONS	KTR	RMP	VDP	NCR	TRY	SRMIS T
1. Syllabus and Assessment methodology were explained at the beginning of the course	98	100	97	97	99	96.2
2. Course was delivered as outlined in the syllabus	96	100	91	85	99	94.4
3. Course Outcomes and Program outcomes of every course were clear, specific and available in the Syllabus	3.658	3.333	3.239	3.486	3.946	3.236
4. What % of syllabus covered in the class?	3.712	4.000	3.130	3.625	3.922	3.356
5. How far the teachers prepare for the classes?	3.785	3.000	3.457	3.625	3.938	3.389
6. Were the teachers able to communicate effectively?	3.843	3.333	3.489	3.792	3.922	3.464
7. The teacher's approach to teaching can best be described as	3.780	3.333	3.239	3.681	3.922	3.186
8. Discussion of test questions and answers after the exam	3.710	2.667	3.207	3.528	3.884	3.078
9. Fairness of the teacher in evaluation process	3.792	3.000	3.424	3.694	3.946	3.399
10. Was your performance in tests and assignments discussed with you?	3.686	3.000	3.315	3.736	3.938	3.142

IHM PERFORMANCE – 2/3

QUESTIONS	KTR	RMP	VDP	NCR	TRY	SRMIS T
11. Institution/Department encourage internship, student exchange program, field/Industrial visits for students.	3.749	3.000	3.337	3.444	3.915	3.060
12. The teaching and mentoring process facilitates you in cognitive, social and mental growth	3.717	3.333	3.293	3.542	3.884	3.150
13. The institution provides multiple opportunities to learn and grow	3.766	3.333	3.293	3.667	3.946	3.289
14. Teachers inform you about your expected competencies, course outcomes and program outcomes	3.766	3.333	3.380	3.625	3.922	3.292
15. Internal assessment tests, Quizzes, Project works, Reports, Papers accurately measured the attainment of learning outcomes	3.761	3.333	3.402	3.667	3.938	3.315
16. The teachers uses real world examples and applications to explain the concepts	3.796	2.667	3.457	3.597	3.884	3.104
17. The teachers identify your strengths/weaknesses and encourage/overcome them by providing right level of challenges/advises.	3.738	3.000	3.304	3.611	3.922	3.104
18. The institution makes effort to use students feedback in the monitoring, review and Quality improvement of the teaching learning process.	3.714	3.667	3.217	3.556	3.930	3.221
19. The institute/ teachers use student centric methods for enhancing learning experiences.	3.707	3.333	3.370	3.653	3.891	3.237
20. Participation in Co-curricular and Extracurricular activities were encouraged.	3.698	3.333	3.239	3.528	3.907	3.182

IHM PERFORMANCE – 3/3

QUESTIONS	KTR	RMP	VDP	NCR	TRY	SRMI ST
21. Soft skills, life skills and employability skills were imparted in curriculum to make Industry ready personnel.	3.778	3.667	3.207	3.639	3.899	3.311
22. What percentage of teachers use ICT tools such as LCD projector, Multimedia, etc. while teaching.	3.508	2.333	3.000	3.444	3.667	3.145
23. Courses prepare you to achieve core competencies to face the global challenges	3.721	2.667	3.228	3.667	3.930	3.202
24. The overall quality of teaching-learning process in your institute is very good.	3.745	3.333	3.196	3.667	3.891	3.253
25. Approachability of the teachers in clarifying doubts	3.780	3.333	3.315	3.639	3.946	3.379
Average of Q 3-Q-25	3.735	3.188	3.293	3.614	3.908	3.247

AGRI-ARCH-LAW- PERFORMANCE – 1/3

QUESTIONS	ARCH KTR	ARCH RMP	AGRI	LAW	SRMIS T
1. Syllabus and Assessment methodology were explained at the beginning of the course	96	97	96	95	96.2
2. Course was delivered as outlined in the syllabus	92	94	94	94	94.4
3. Course Outcomes and Program outcomes of every course were clear, specific and available in the Syllabus	2.976	3.129	3.124	3.374	3.236
4. What % of syllabus covered in the class?	2.955	3.080	3.149	3.342	3.356
5. How far the teachers prepare for the classes?	3.299	3.355	3.322	3.509	3.389
6. Were the teachers able to communicate effectively?	3.415	3.488	3.418	3.591	3.464
7. The teacher's approach to teaching can best be described as	3.026	3.153	3.070	3.348	3.186
8. Discussion of test questions and answers after the exam	2.796	2.927	3.074	3.130	3.078
9. Fairness of the teacher in evaluation process	3.213	3.366	3.306	3.443	3.399
10. Was your performance in tests and assignments discussed with you?	2.996	3.110	3.186	3.297	3.142

AGRI-ARCH-LAW- PERFORMANCE – 2/3

QUESTIONS	ARCH KTR	ARCH RMP	AGRI	LAW	SRMIS T
11. Institution/Department encourage internship, student exchange program, field/Industrial visits for students.	2.935	3.062	2.954	3.325	3.060
12. The teaching and mentoring process facilitates you in cognitive, social and mental growth	2.920	3.088	3.017	3.297	3.150
13. The institution provides multiple opportunities to learn and grow	3.062	3.131	3.076	3.378	3.289
14. Teachers inform you about your expected competencies, course outcomes and program outcomes	3.142	3.168	3.177	3.388	3.292
15. Internal assessment tests, Quizzes, Project works, Reports, Papers accurately measured the attainment of learning outcomes	3.077	3.254	3.176	3.392	3.315
16. The teachers uses real world examples and applications to explain the concepts	3.215	3.374	3.305	3.503	3.104
17. The teachers identify your strengths/weaknesses and encourage/overcome them by providing right level of challenges/advises.	2.953	3.168	2.993	3.247	3.104
18. The institution makes effort to use students feedback in the monitoring, review and Quality improvement of the teaching learning process.	2.985	3.142	3.120	3.332	3.221
19. The institute/ teachers use student centric methods for enhancing learning experiences.	3.039	3.228	3.182	3.338	3.237
20. Participation in Co-curricular and Extracurricular activities were encouraged.	3.030	3.200	3.092	3.281	3.182

AGRI-ARCH-LAW- PERFORMANCE – 1/3

QUESTIONS	ARCH KTR	ARCH RMP	AGRI	LAW	SRMIST
21. Soft skills, life skills and employability skills were imparted in curriculum to make Industry ready personnel.	3.047	3.189	3.107	3.294	3.311
22. What percentage of teachers use ICT tools such as LCD projector, Multimedia, etc. while teaching.	3.097	3.084	3.373	2.949	3.145
23. Courses prepare you to achieve core competencies to face the global challenges	2.961	3.142	3.107	3.274	3.202
24. The overall quality of teaching-learning process in your institute is very good.	3.034	3.206	3.184	3.353	3.253
25. Approachability of the teachers in clarifying doubts	3.224	3.473	3.380	3.501	3.379
Average of Q 3-Q-25	3.061	3.196	3.169	3.343	3.247

Action to be taken

- Most of drawbacks are directly related to teaching
- Improve the teaching
- Tell the students we are improving because of their feedback
- Be specific in which areas you are improving – e.g, Q. 2, Course outcomes etc.
- Tell the students about your availability and location – Q. 25

Tell the students

- **Role of SSS for NAAC accreditation**
- **Better accreditation means –**
 - **More funding and better facilities**
 - **More placement**
 - **Better recognition of the courses at SRM**
 - **Favourable job interviews due to brand SRM**
 - **Improvement in ranking**
- **HoDs/Senior faculty, course handling faculty keep telling the students**
- **Do not browbeat them**
- **Talk to them rationally and diplomatically with facts, figures and logic**

Beware...

- During NAAC surveys the students may be in study holidays
- Final year students already exited the campus

CONCLUSIONS

AVERAGE: 3.247

24. OVERALL TEACHING QUALITY : 3.253

- E&T and SH KTR which constitute major strength have consistently scored below average.
- Similarly Agri, Arch (KTR &RMP), AHS (KTR) , SPH (KTR), SH (VDP), MGMT (VDP) and ET(NCR) scored below average
- Hence these units shall improve their performance by continuous proactive remedial measures and counseling