

# SRMJEEE 2023 - Phase I

## E - Counselling Manual

### Information & Guidelines for Candidates



## **Greetings from SRM,**

Thank you for your interest in SRM. We are glad to inform that SRMJEEE 2023 – Phase I Counselling will be conducted in online mode. Candidates are requested to read the following instructions completely for the successful completion of their Counselling.

## **Important Dates for E - Counselling**

### **SRMJEEE - 2023 Phase I Round I**

Display of Rank Cards: 28/04/2023(11:00 am)

Round 1 Choice Filling:

29/04/2023(11:00 am) to 1/05/2023(11:00 pm)

Program Allocation and Payment of Counselling fees:

05/05/2023(11.00 am) to 10/05/2023(11.00 pm)

\*The Balance tuition fees should be paid on or before 25/05/2023.

**The steps involved for E - counselling are given below:**

## **E - Counselling - 2023**

### **Steps to Follow**

**Step 1**



**Login to Application Portal & Click on Admission Portal**

**Step 2**



**Rank Card Download**

**Step 3**



**Choice Filling**

**Step 4**



**Program Allocation**

**Step 5**



**Allocation Acceptance (only for allocated candidates)**

**Step 6**



**Proceed with the Payment of Counselling Fees (only for allocated candidates)**

**Step 7**



**Download the PAL (only for allocated candidates)**

**Step 8**



**Payment of Balance Tuition Fee & online enrolment\*(only for allocated candidates)**

**\*The last date for payment of balance tuition fees is 25/05/2023.**

## Step 1

### Login

The candidate has to login to the application portal through the link.




<https://applications.srmist.edu.in/btech>



**APPLICANT NEEDS TO KEY IN HIS LOGIN CREDENTIALS  
(USER NAME AND PASSWORD) TO LOGIN TO HIS DASHBOARD**

The screenshot shows the SRMIST application portal. At the top, there are logos for SRM Institute of Science and Technology, SRM University, and SRM University AP. To the right, contact information is provided: Helpline: +91-80 6908 7000, Monday - Saturday (except public holidays) 9:00 AM to 5:00 PM, and Email: admissions.india@srmist.edu.in. Below this is a navigation menu with links: ABOUT SRM, WHY SRM?, PLACEMENTS BY SRM, TESTIMONIALS, and CONTACT US. The main banner features a large image of a jet engine with the text: "SRMIST Experience the best of placement with academic excellence. Highest Placement offered is ₹1.1 Crore in Amazon". Overlaid on the right side of the banner is a login form titled "Admissions Open 2023 Fill in the form for Admission Guidance in SRM". The form includes fields for "Your Email \*" and "Your Password \*", a checkbox for "Check to remember your login details", a red "LOGIN" button, and links for "Forgot Password?" and "Click Here To Register".

**APPLICANT WOULD BE ABLE TO SEE “ADMISSION PORTAL”  
BUTTON AGAINST THEIR B.TECH APPLICATION FORM**




Welcome

Dashboard
All Application Form(s)
Admission Session 2023
My Profile
My Queries
My Communication
My Payments
FAQs
Logout

### All Application Form(s)

Engineering and Techn...
B.Tech
B.Tech - Artificial Intelli...
Search




Application Form	Application No.	Application Submitted On	Application Fees	Action								
Admission Session 2023												
B.Tech Application Form 2023 (Phase-I)	2301103 XXX	01/04/2023 09:13 AM	₹1200.00	Application Completed Admission Portal								
Ack, Receipt Application Form												
<h4>Important Dates to Remember</h4> <table border="1"> <thead> <tr> <th>Application Form</th> <th>B.Tech Application form ( Remote Proctored Online mode )</th> </tr> </thead> <tbody> <tr> <td>Exam Phase</td> <td>Phase I</td> </tr> <tr> <td>Exam dates</td> <td>April 21st 2023 , April 22nd 2023, April 23rd 2023</td> </tr> <tr> <td>Application Deadline for Phase I</td> <td>16th April 2023</td> </tr> </tbody> </table> <p>* These dates are Tentative and may be subject to change</p>					Application Form	B.Tech Application form ( Remote Proctored Online mode )	Exam Phase	Phase I	Exam dates	April 21st 2023 , April 22nd 2023, April 23rd 2023	Application Deadline for Phase I	16th April 2023
Application Form	B.Tech Application form ( Remote Proctored Online mode )											
Exam Phase	Phase I											
Exam dates	April 21st 2023 , April 22nd 2023, April 23rd 2023											
Application Deadline for Phase I	16th April 2023											
B.Tech Application Form 2023 (Phase-2)	-	-	₹1200.00	Apply Now								

Any Queries? Ask Us

## Step 2

## Rank card download

Candidates can download the rank card through the mentioned online portal.

Dashboard
Important Links
Program Selection
Change Password
Logout

Applicant Form	B.Tech Application Form
Applicant Name	XXXXX XXXX BABU
Academic Year	2023-2024
Application Number	2301102 XXXX
Date of Birth	04-11-2005
Mobile No.	XXXXXXXXX28
Email ID	XXXXXXXXX@gmail.com

Applicant Photo

#### Important Links

[SRMJEEE 2023 - Phase I - Instructions](#)
[Important Dates - SRMJEEE 2023 - Phase I](#)

SRMJEEE Phase I

Rank	5269
Download	

2301102 XXXX  
XXXXX XXXX BABU

Click on the “download” button to download the rank card.





**SRM Joint Counselling Committee for Admissions - 2023  
(SRMJCCA - 2023)**

**SRMJEEE Phase I - 2023**

Application Number	230110 XXXXX
Name of the Applicant	XXXXX XXXXX BABU
SRMJEEE Phase I Rank	5269

This is system generated Rank Card, hence it does not require any signature

**Director, Admissions**

## Step 3

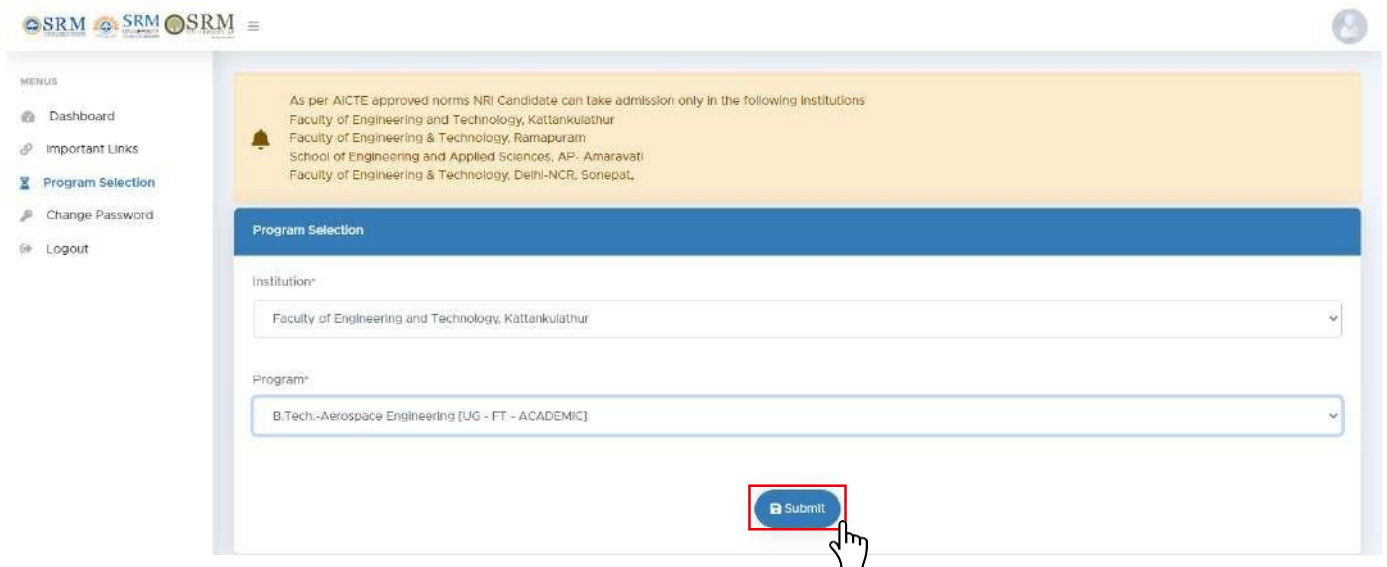
### Choice filling (Program Selection)

The Portal will be kept open for the candidates to fill the choice of campus and programme preference on

Round 1 Choice Filling:

29/04/2023(11:00 am) to 1/05/2023(11:00 pm)

Fill your choice of campus and program.



The screenshot shows the SRM Program Selection interface. At the top, there are three SRM logos and a user profile icon. A left sidebar menu contains links for Dashboard, Important Links, Program Selection (highlighted), Change Password, and Logout. The main content area has a yellow header with a notice about AICTE approved norms for NRI candidates. Below this, a blue bar reads 'Program Selection'. The form includes two dropdown menus: 'Institution\*' with 'Faculty of Engineering and Technology, Kattankulathur' selected, and 'Program\*' with 'B.Tech.-Aerospace Engineering [UG - FT - ACADEMIC]' selected. A red box highlights the 'Submit' button, which is being clicked by a hand cursor.

## Step 4

### Program allocation

The Students will be allotted the choice of campus, programme and specialization based on the admission criteria such as SRM Joint Entrance Examination Rank, Qualifying Examination, etc.,

## Step 5

### Accept the Allocation (Only for allocated candidates)

Candidate have to accept the allotment. Only the allotted students will be able to accept the allocation.

(Allotment is subject to the criteria mentioned in the previous step)

Dashboard

Important Links

Program Selection

Program Allotment & Fee Details

Change Password

Logout

Program Allotment Details

Application Number

230110XXXXX

Applicant Name

XXXXX XXXXX BABU

Amount to Pay

3,85,000.00

Payment Start From

05-05-2023 11:00:00 AM

Last Date for Payment

10-05-2023 11:00:00 PM

Campus Allotted

Faculty of Engineering and Technology, Kattankulathur

Course Allotted

B.Tech.-Aerospace Engineering [UG - FT - ACADEMIC]

I accept the allotted program

Course Fee Details (In Rupees)

Fee Type	Fee Details	Scholarship Amount	Total Fees
Registration Fee	10,000.00		10,000.00
Tuition Fees	3,75,000.00		3,75,000.00
Total Amount			3,85,000.00
Amount Collected (Rs.)			0
Balance fees to be paid before enrollment (Rs.)			3,85,000.00

\*Refer respective campus website for other fee

\*Registration fee is non refundable and non transferable under any circumstances

2301102 XXXXX

XXXXXX XXXXX BABU

## Step 6

### Proceed with the payment of counselling fees (Only for allocated candidates)

Upon acceptance of allotment, the student will have to pay Rs.1,10,000 which includes onetime non-refundable and non-transferrable registration fee of Rs.10,000 and the counselling fee of Rs.1,00,000 (part of tuition fee).

Failure to pay the counselling fee within stipulated time will lead to the cancellation of the allotment.



MENUS

- Dashboard
- Important Links
- Program Selection
- Program Allotment & Fee Details**
- Change Password
- Logout

Program Allotment Details

Proceed with fee payment via the NET Banking facility with the following bank details.

Payment Method	NEFT / RTGS / IMPS
Beneficiary Account Number	1985KT230110 XXXXX
Beneficiary Account Name	SRM INSTITUTE OF SCIENCE AND TECHNOLOGY
Name of the Bank	HDFC BANK
IFSC Code (Read HDFC "Zero" "Zero" "Zero" 1857)	HDFC0001857
Branch (State - Tamilnadu)	MARAIMALAI NAGAR, CHENNAI ,TN.
Type of Account	Current Account

Application Number:	230110 XXXXX	Applicant Name	XXXXX XXXXX BABU
Campus Allotted	Faculty of Engineering and Technology, Kattankulathur	Amount to Pay	3,85,000.00
Course Allotted	B.Tech.-Aerospace Engineering [UG - FT - ACADEMIC]	Payment Start From	05-05-2023 11:00:00 AM
Accepted Datetime	05-05-2023 11:00:00 AM	<b>Last Date for Payment</b>	<b>19-04-2023 06:34:00 PM</b>

23011021767  
XXXXXX XXXX BABU

Program Selection

**Program Allotment & Fee Details**

Change Password

Logout

Course Fee Details (In Rupees)

Fee Type	Fee Details	Scholarship Amount	Total Fees
Registration Fee	10,000.00		10,000.00
Tuition Fees	3,75,000.00		3,75,000.00
<b>Total Amount</b>			<b>3,85,000.00</b>
<b>Amount Collected (Rs.)</b>			<b>0</b>
<b>Balance fees to be paid before enrollment (Rs.)</b>			<b>3,85,000.00</b>

\*Refer respective campus website for other fee  
\*Registration fee is non refundable and non transferable under any circumstances

Note:

- Counseling fee is a part of tuition fee, hence it will be adjusted in the tuition fee. Upon payment of the counseling fee, you can download the Provisional Allotment Letter (PAL) and Fee receipt.
- Failure to pay the Counseling fee within the stipulated date will lead to the cancellation of the allotted seat.SRM reserves the right to reallocate the seat to the next eligible candidate.
- The date for payment of the balance tuition fee (if any applicable after scholarships) will be intimated later.

2301102 XXXX  
XXXXXX XXXX BABU

## Payment Procedure - Payment via NET banking facility (NEFT/RTGS/IMPS)

- Open your internet banking (any bank).
- Add beneficiary with the following bank details.

<b>Name of the Bank</b>	<b>HDFC BANK</b>
<b>Branch (State - Tamilnadu)</b>	<b>MARAIMALAI NAGAR,CHENNAI,TN</b>
<b>IFSC Code (Read HDFC"zero""zero""zero"1857)</b>	<b>HDFC0001857</b>
	<p>1985&lt;Account Prefix&gt;&lt;Application number&gt;</p> <p>(Enter 1985 followed by Account Prefix and your application number without any space).</p> <p>For example, if the student has got allotment in Faculty of Engineering and Technology, Kattankulathur then the bank details will be as follows: <b>1985KT2301105xxxx</b></p> <p>For example, if the student has got allotment in Faculty of Engineering and Technology, Ramapuram then the bank details will be as follows: <b>1985RP2301105xxxx</b></p> <p><b>Account Prefix Details for Campuses</b>  Faculty of Engineering and Technology,  Kattankulathur - KT  SRM Engineering College,  Ghazhiabad - KT  Faculty of Engineering and Technology,  Ramapuram - RP  Faculty of Engineering and Technology,  Vadapalani - VP  College Of Engineering and Technology,  Tiruchirappalli - TR  School of Engineering and Applied Sciences,  AP- Amaravati - AP  Faculty of Engineering &amp; Technology, Delhi-NCR,  Sonapat - HA</p> <p><b>*Please select the prefix carefully to the campus allocated to you.</b></p>
<b>Account Name</b>	<b>SRM INSTITUTE OF SCIENCE AND TECHNOLOGY</b>
<b>Type of Account</b>	<b>Current Account</b>

c. Beneficiary will be added.

d. Pay the fee as mentioned in the Online Portal.

e. Please note the transaction ID for your future reference.

## Payment Procedure - Payment via Direct NEFT/RTGS from Bank

a. Candidate can directly do NEFT/RTGS from Bank.

<b>Name of the Bank</b>	<b>HDFC BANK</b>
<b>Branch (State - Tamilnadu)</b>	<b>MARAIMALAI NAGAR,CHENNAI,TN</b>
<b>IFSC Code (Read HDFC"zero""zero""zero"1857)</b>	<b>HDFC0001857</b>
	<p>1985&lt;Account Prefix&gt;&lt;Application number&gt;</p> <p>(Enter 1985 followed by Account Prefix and your application number without any space).</p> <p><b>Account Prefix Details for Campuses</b> Faculty of Engineering and Technology, Kattankulathur - KT SRM Engineering College, Ghazhiabad - KT Faculty of Engineering and Technology, Ramapuram - RP Faculty of Engineering and Technology, Vadapalani - VP College Of Engineering and Technology, Tiruchirappalli - TR School of Engineering and Applied Sciences, AP- Amaravati - AP Faculty of Engineering &amp; Technology, Delhi-NCR, Sonapat - HA</p> <p><b>*Please select the prefix carefully to the campus allocated to you.</b></p>
<b>Account Name</b>	<b>SRM INSTITUTE OF SCIENCE AND TECHNOLOGY</b>
<b>Type of Account</b>	<b>Current Account</b>

b. Please check online portal for the amount to be paid.

c. After payment, check the online portal for fee receipt.

## **Step 7**

### **Downloading Provisional Allotment Letter (PAL) (Only for allocated candidates)**

After the payment of counselling fees, the students can download the PAL from the online portal.

## **Step 8**

### **Payment of balance tuition fee and online enrolment\* (Only for allocated candidates)**

The students should pay the balance tuition fee on or before 25/05/2023. The dates for the online enrolment will be intimated.

### **Important Note:**

- \* The students who are in - eligible based on their performance in SRMJEEE 2023 - Phase - I are encouraged to apply for SRMJEEE 2023 Phase - II / Phase III.
- \* The students who are allocated can only proceed with the acceptance of allotment and the process thereafter.
- \* The students who are allocated in SRMJEEE 2023 - Phase - I Round - I and have not taken the allotment will not be permitted in the subsequent rounds.

**Wishing you all the Best for your Future Endeavours**

**DIRECTOR-ADMISSIONS**