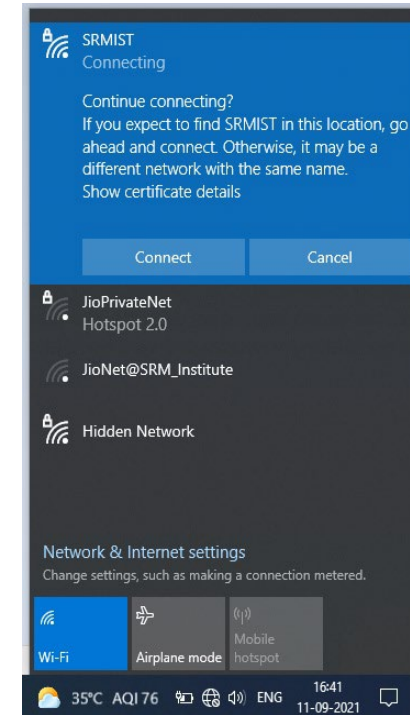
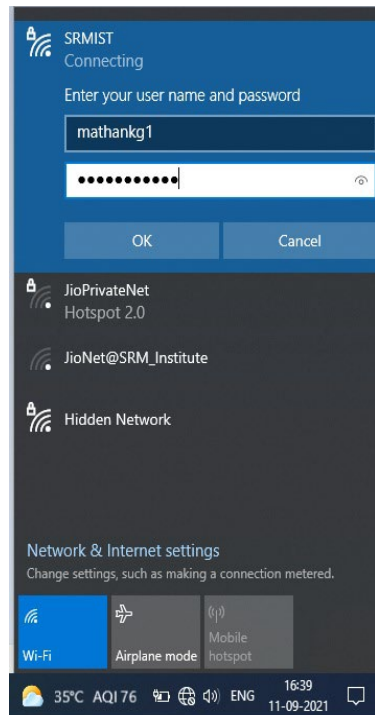
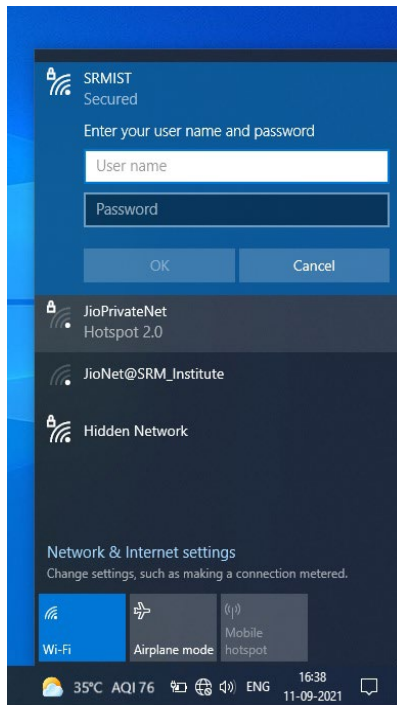


# **SRMIST – Wireless Network**

## **Wi-Fi Network Connection User Guide**

# CONNECT TO WI-FI (USING WINDOWS 8 ,10 AND 11)

Enter your NetID and Password in the prompt window that appears when connected to SRMIST SSID in the Laptop.



After completing the all process the screen will automatically redirect to the 'Network Access - Login page' (**Academic Block** - <https://iac.srmist.edu.in/connect/> / **Hostel WiFi**- <https://iach.srmist.edu.in/connect>) in the browser.

## CONNECT TO WI-FI USING ANDROID

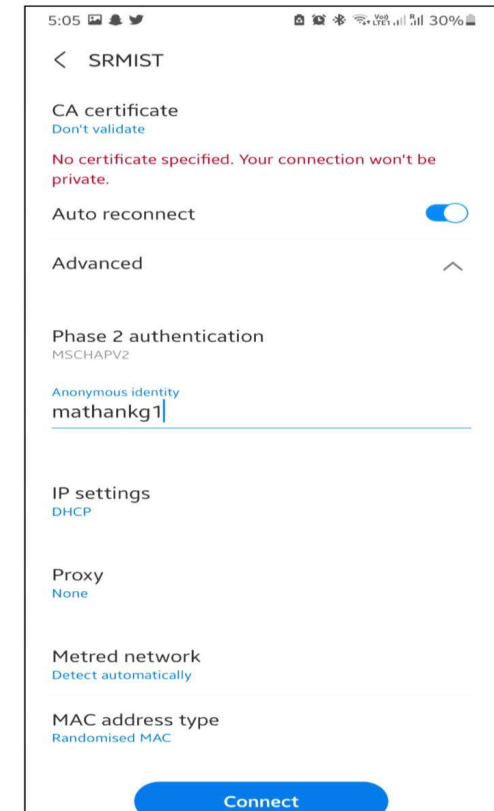
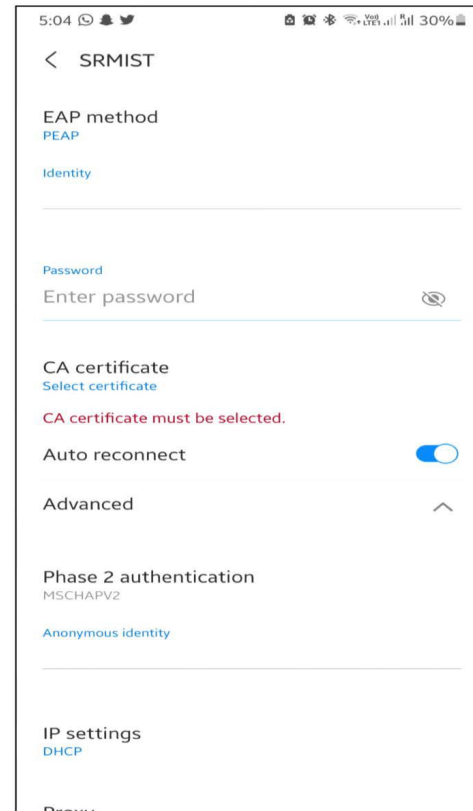
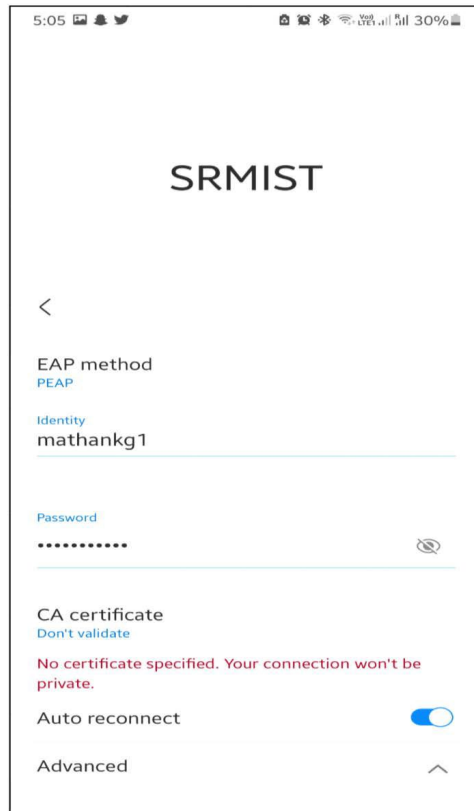
In the pop-up that appears when connected to the SRMIST SSID, enter the following details -

- EAP type – PEAP
- Identity - [Enter your NetID]
- Password - [Enter your password]
- CA certificate - (unspecified) / (Do not validate)/Use System Certificate(Type the domain as **srmist.edu.in**)

In Advanced Settings /View More the following details should be entered

- Phase-2 authentication - MSCHAPV2
- Anonymous identity - [Enter your NetID]

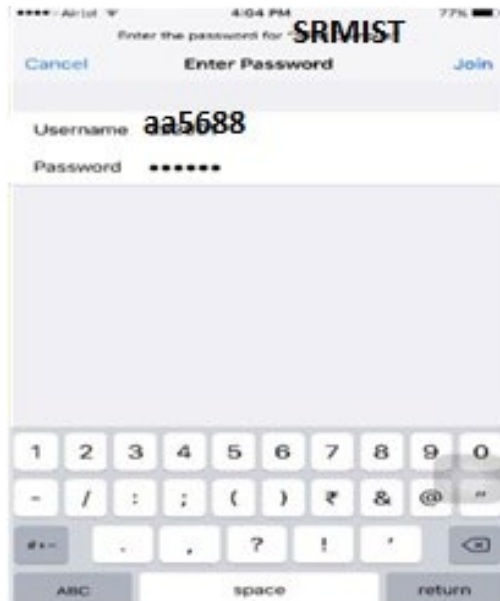
# CONNECT TO WI-FI USING ANDROID - References



After completing the all process the screen will automatically redirect to the 'Network Access - Login page' (**Academic Block** - <https://iac.srmist.edu.in/connect/> / **Hostel WiFi**- <https://iach.srmist.edu.in/connect>) in the browser.

## CONNECT TO WI-FI USING MAC

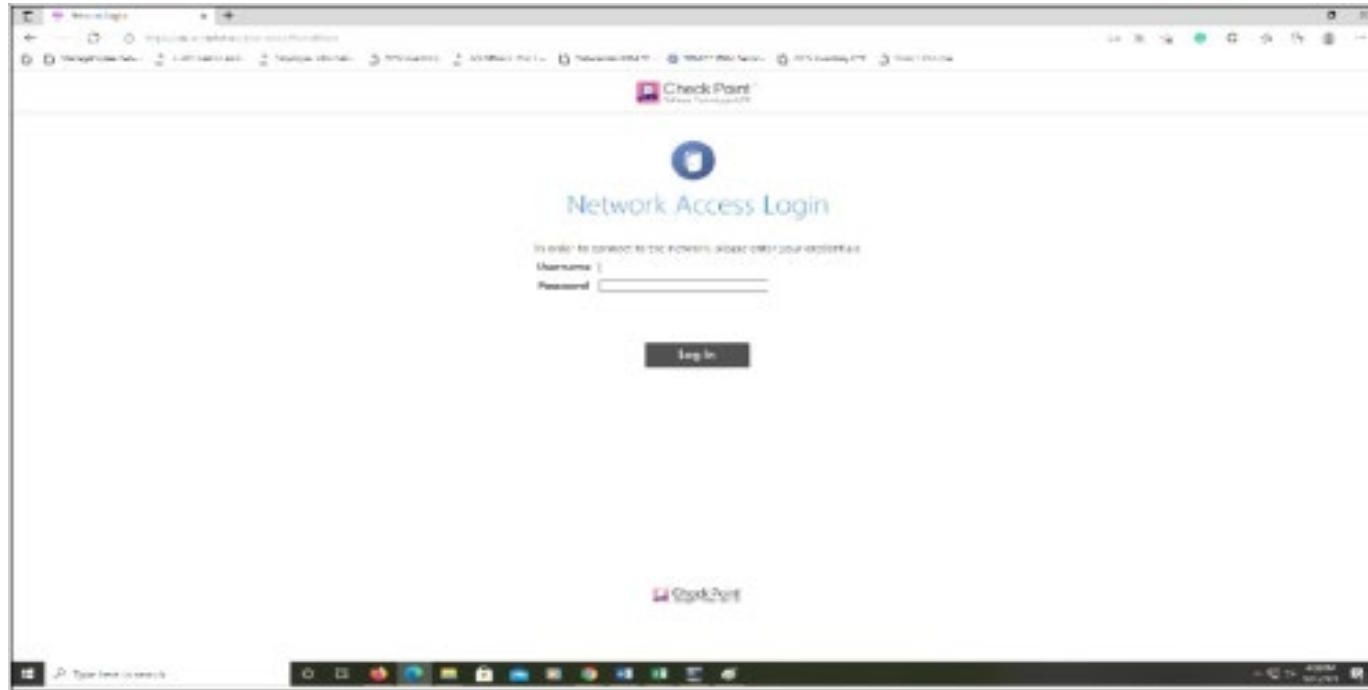
Enter your NetID and Password in the prompt that appears when connected to the SRMIST SSID



After completing the all process the screen will automatically redirect to the 'Network Access - Login page' (**Academic Block** - <https://iac.srmist.edu.in/connect> / **Hostel WiFi**- <https://iach.srmist.edu.in/connect>) in the browser.

# Network Access Login Page - LAPTOP

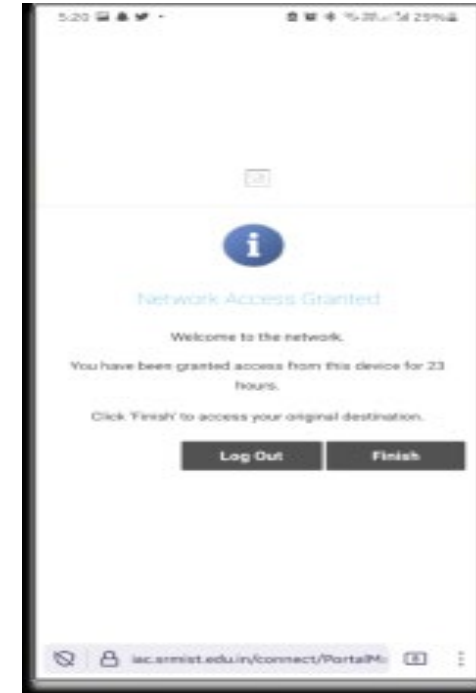
Enter your NetID and Password and get connected to the internet.



If redirection does not happen, open a browser and connect manually to the(**Academic Block** - <https://iac.srmist.edu.in/connect> /**Hostel** - <https://iach.srmist.edu.in/connect>) in the browser. **Once the Wi-Fi configuration is done in your laptop, logon using the credentials whenever you need access to access the internet.**

# Network Access Login Page - ANDROID

Enter your NetID and Password and get connected to the internet.



If redirection does not happen, open a browser and connect manually to the(**Academic Block** - <https://iac.srmist.edu.in/connect> /**Hostel** - <https://iach.srmist.edu.in/connect>) in the browser. **Once the Wi-Fi configuration is done in your laptop, logon using the credentials whenever you need access to access the internet.**

For any clarifications contact ITKM

SRMIST-ServiceDesk : <https://sd.srmist.edu.in/>

SRM Institute of Science and Technology | [www.srmist.edu.in](http://www.srmist.edu.in)

Phone No.: [044-2741 7320](tel:044-27417320) | Extn: 7320

Monday to Saturday ( 9AM to 5PM )