



SRM

INSTITUTE OF SCIENCE & TECHNOLOGY
(Deemed to be **University** u/s 3 of UGC Act, 1956)

Entrance Examination - Remote Proctored Online Mode
(RPOM)
Information & Guidelines for
Candidates

Welcome to SRM

Dear Candidate,

Greetings from SRM!

Thank you for your interest in SRM Institute of Science and Technology, a leading institution dedicated to providing world-class education and cutting-edge research opportunities. With a commitment to excellence and a focus on innovation, SRMIST has established itself as one of the premier destinations for higher education in India.

Phase I of the following entrance exams are scheduled on 27th April 2024

Health Science PG 2024 | Health Science Post PG 2024

Phase I Entrance examinations will be conducted in Remote Proctored Online Mode. Remote Proctoring is a method of taking examination by a candidate from any location of choice. All the registered candidates are requested to read the instructions indicated in this document and take up the exam from their home or any place that offers complete privacy and is free of disturbance.

Best Wishes,

Director - Admissions SRMIST

Entrance Exam Dates and Slot Timings

Application Deadline: 22.04.2024 (11:59 PM)

Slot Booking (Online): 24.04.2024(11:00 AM) to 26.04.2024(11:00 AM)

Mock Exam (Online): 26.04.2024 (11:00 AM to 11:00 PM)

Main Examination (Online)

Health Science PG 2024 / Post PG 2024

Slot 1: 27th April, 2024 – 10:00 AM to 11:30 AM (90 Minutes)

Slot 2: 27th April, 2024 – 2:30 PM to 4:00 PM (90 Minutes)

Reporting time: One hour before the commencement of the test.

Requirements for Remote Proctoring Exam

1. Candidates who have registered and are ready to take the exam remotely from the convenience of their location must ensure that the system in which they take the exam must have the following configuration and set- up. Please follow the instructions mentioned herewith.
2. Candidates are expected to maintain high level of discipline, ethics and integrity in appearing for the examination.

Configuration of PC/ Laptop:

1. Ensure that you have a good working system as below.
 - Intel i3 (4TH Gen) equivalent CPU, 4 GB RAM or above, 2 GB free hard disk space, Windows 8 or above Mac 10.14 Mojave or higher
 - 80 GB HDD or higher
 - 15” Colour Monitor, Keyboard, Mouse, Antivirus, Webcam and Microphone.
2. If you do not have one, you may hire/arrange one. **The Exam cannot be taken in a mobile phone.**

Internet connection

1. A stable internet connection of at least 1MBPS is preferred throughout the exam.
2. If mobile hotspot is used for Internet connection, the candidates shall ensure that they have sufficient data balance before the commencement of the exam.
3. Once the exam begins, no Re-exam will be given if the exam is interrupted citing bad/no internet.

Room and Environment

1. The candidate shall sit in a room without any noise and disturbances.
2. Place the computer so that your back is facing the wall and there are no devices placed in the background.
3. Keep the desk clear of objects, papers, books and any other electronic material like Mobile phones, tablets, laptops, etc. Ensure proper lighting (no back light) so that your face is clearly visible on the camera. You may be asked to do a 360 degree survey of the room anytime during the exam.
4. You may use upto 4 sheets of plain white paper for your calculations and other workings during the exam. Show the sheets to the Proctors at the start and the end of the exam.
5. No other person shall enter the room while the candidate is taking the exam. If the proctor or the Artificial Intelligence system observes any additional person in the webcam view or any voices are heard, the examination may be stopped by the remote proctor. Ensure that you are dressed formally.

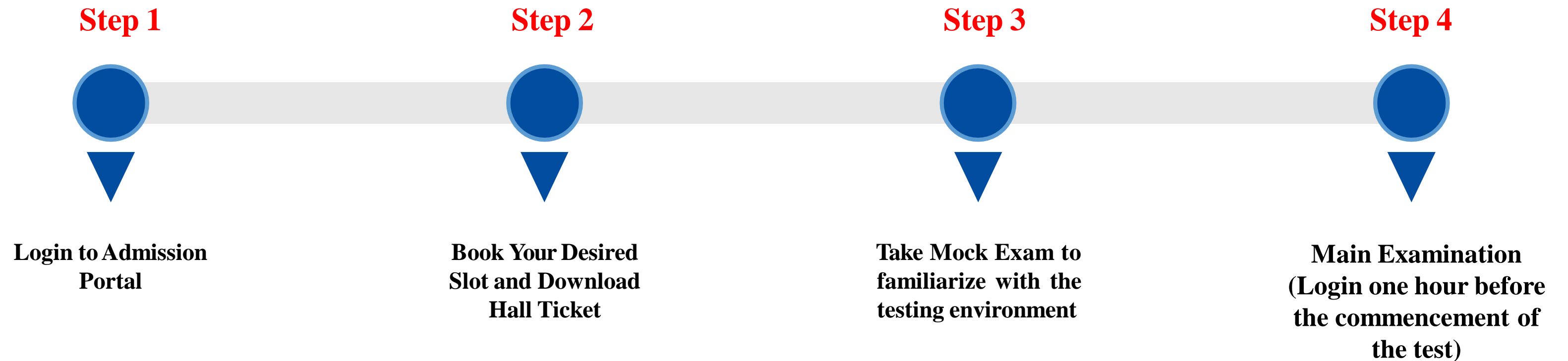
General Instructions

1. Before the start of the exam, the web cam will be activated automatically. If your camera is not working, you will not be able to start the exam.
2. The candidate will be asked to take a photo as appearing on the screen and also will be asked to take a photo of any clear photo ID card.
3. Though the exam is online and the candidate is taking the exam from their home, there will be an invigilator monitoring every action remotely along with the help of AI engine.
4. The candidates will be invigilated / proctored by a remote proctor who will be watching all through the examination.
5. During the course of exam, in case of any suspicion of malpractice by the candidate, the remote proctor has the facility to send message/s to warn the candidate/s. In extreme cases of repeated offences being committed by the candidate, the proctor has the right to pause/terminate the exam with further investigations.

Do's & Don'ts During the Exam


1. Do not move from your seats, during the exam. You cannot take bio breaks during the duration of the exam.
2. You should sit facing the screen throughout the exam and should not look sideways or down (Unless otherwise for workings).
3. You are not allowed to keep mobile phones, digital watches, or any other electronic devices with you during the exam.
4. You are not permitted to wear sunglasses/headphones.
5. You should take the exam, seated in a room where there is sufficient light. You must ensure you are the only person in the room during the exam and there is no disturbance. Do not entertain any other person in the room
6. Do not contact/talk to anyone or take assistance from anyone during the exam.
7. Do not keep any text books/notes/study material other than plain white sheets for workings with you during the exam.
8. Do not access any other site/screen on your laptop/Personal computers during the exam.
9. Do not try to log in from multiple devices.
10. Do not Google or search from any other source.
11. Do not lip-sync or read the questions aloud.
12. Do not cover your face with hair/mask/clothing or anything else
13. Do not have any background noise/voices/music//TV.
14. You are not allowed to have food/beverage during the exam except water.

Steps Involved in Taking the Entrance Examination



Login to the Online Admission Portal

1. Click the link below to Login to the Online Admission Portal
2. Key in your credentials and Click **Login**



ONLINE ADMISSION PORTAL

Dear Applicant,


Welcome to ONLINE ADMISSION PORTAL.

Existing Users:


- Login with the username (Application Number)
- Password is your date of birth in format DDMMYYYY.
(Eg. If your date of birth is 3rd April 2002 password format is 03042002).

Login

Application Number

 Application Number

Date of Birth (DDMMYYYY) **or** existing password

 Date of Birth or existing password

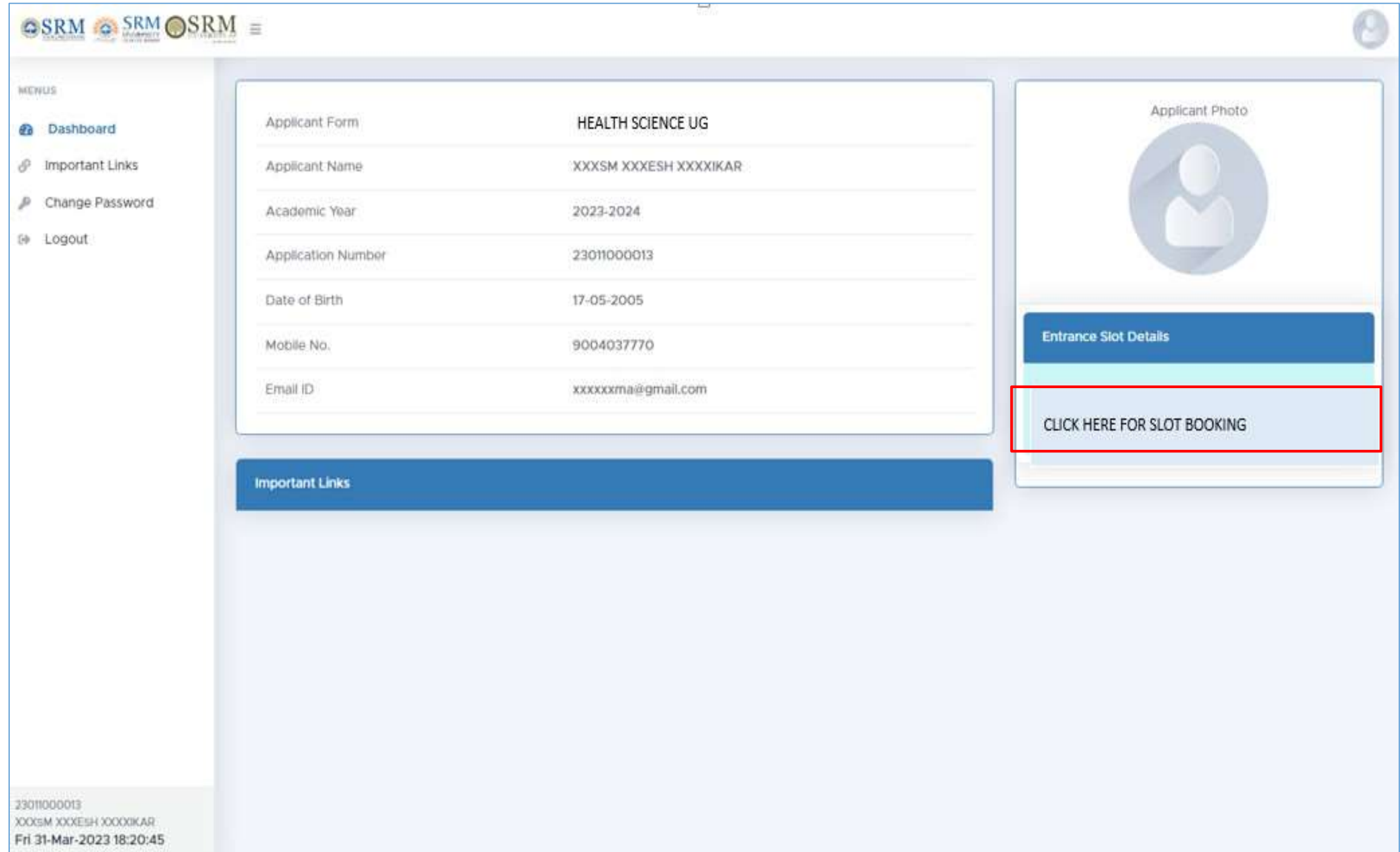
Login

Forgot Password / Send User Credentials to Registered Mail Id

<https://admissions.srmist.edu.in/srmistonline/applicationist/loginManager/youLogin.jsp>

Slot Booking

1. Once the candidate clicks the Admission Portal button, they can book the slots from 24.04.2024(11:00 AM) to 26.04.2024(11:00 AM) of their convenience, subject to the availability of slots on a particular date.



The screenshot displays the SRM Admission Portal interface. On the left, a sidebar menu includes 'Dashboard', 'Important Links', 'Change Password', and 'Logout'. The main content area features a table with applicant details:




Applicant Form	HEALTH SCIENCE UG
Applicant Name	XXXSM XXXESH XXXXIKAR
Academic Year	2023-2024
Application Number	23011000013
Date of Birth	17-05-2005
Mobile No.	9004037770
Email ID	xxxxxxma@gmail.com

Below the table is an 'Important Links' section. To the right, there is an 'Applicant Photo' placeholder and a button labeled 'Entrance Slot Details'. A red box highlights a button labeled 'CLICK HERE FOR SLOT BOOKING'.

At the bottom left, a footer displays the application number '23011000013', the applicant name 'XXXSM XXXESH XXXXIKAR', and the timestamp 'Fri 31-Mar-2023 18:20:45'.

Hall Ticket Download

1. After booking of slot, the candidate can download the hall ticket by clicking the link given in the Admission portal



MENUS

[Dashboard](#)
[Important Links](#)
[Change Password](#)
[Logout](#)

Applicant Form

Health Science UG Application Form

Applicant Name

XXXSM XXXESH XXXXIKAR

Academic Year

2023-2024

Application Number

23011000013

Date of Birth

17-05-2005

Mobile No.


9004037770

Email ID

xxxxxxma@gmail.com

Important Links

Applicant Photo



Entrance Slot Details

Entrance Slot

Health Science UG - Phase I

Exam Date

28-04-2023

Exam Slot

01:00 PM

Click here for Hall Ticket

23011000013

XXXSM XXXESH XXXXIKAR

Fri 31-Mar-2023 18:28:44

Mock Exam

1. To ensure that the candidates get familiar with the set up for taking online exam and exam interface, a mock exam is facilitated from 26.04.2024(11:00AM) to 26.04.2024(11:00 PM).Candidates can take the mock exams available to them.
2. To avoid last minute disturbances/clarifications, it is strongly advised to the candidates to take the Mock exam as scheduled and be prepared for the final Examination.

The Instructions for the Mock exam will be available in the link from 26.04.2024(11:00AM) to 26.04.2024(11:00 PM)




Health Science PG 2024 / Post PG 2024

<https://srmjee.srmist.edu.in/instructions/pg.aspx>

Exam Selection

1. After finishing the system setting process, you will be asked to choose the appropriate program. Please select the appropriate specialization and proceed to take the examination.

*Note – When selecting the MPhil and MSc programs in clinical psychology, please ensure that you choose the appropriate specialization, as there are distinct sets of question papers for each.

SRM MockExam - 2024

You have applied for the pro
If your applied programme d

Please select the question pa

Select your question paper :

--Select--

Master of Pharmacy (M.Pharm)
Master of Physiotherapy (MPT)
Master of Occupational Therapy (MOT)
M.Sc Clinical Psychology
M.Phil Clinical Psychology
M.Sc Medical Anatomy
M.Sc Medical Biochemistry
M.Sc Medical Microbiology
M.Sc Medical Physiology
M.Sc Anaesthesia Technology
M.Sc Critical Care Technology
M.Sc Renal Science and Dialysis Technology
M.Sc Audiology
M.Sc Speech Language and Pathology
M.Sc Clinical Nutrition and Dietetics
MHA Hospital Administration
MPH/M.Sc Biostatistics/M.Sc Health Data Science
M.OPTOM.-OPTOMETRY

--Select--

Submit

Main Examination

Main Examination (Online)

Health Science PG 2024 / Post PG 2024

Slot 1: 27th April, 2024 – 10:00 AM to 11:30 AM (90 Minutes)

Slot 2: 27th April, 2024 – 2:30 PM to 4:00 PM (90 Minutes)

Reporting time: One hour before the commencement of the test.

Guidelines for Main Examination

1. Candidates have to login to the exam using details provided in the admit card (Password)
2. Main examination will be of 90 minutes. The candidates are expected to login at least 60 minutes before the exam to take photograph of self and ID proof and to read instructions
3. Candidates will not be allowed to end the exam whether the candidate completes the exam or quits the exam for the first 60 minutes from the scheduled start of the exam.
4. Only one question appears on the screen and either the candidate should answer the question or skip the same if he/she does not know the answer or does not want to answer. Once moved to the next question, the candidate cannot come back to the answered/skipped questions.
5. On completion of exam, candidates are required to follow the instructions provided to close the exam.
6. 'I want to submit the exam button appears only after 90 minutes for PG and Post PG exams is elapsed.
7. The quit password needs to be entered to EXIT THE EXAM (WHICH IS MANDATORY), which will be available in the Instruction Manual for taking the exam.
8. Exam also closes automatically once the scheduled exam time elapses.

Contact Information

For General Queries,

Contact Helpdesk: 080 6908 7000

Email: admissions.india@srmist.edu.in

For Technical Queries related to testing environment,

Click here: <https://srmjee.srmist.edu.in/instructions/TechnicalSupport.aspx>

Disclaimer:

SRMIST doesn't stand responsible for the issues relating and not limited to poor internet connectivity, power cut, faulty personal computer of the students. Please be informed that no Rexam will be conducted in such scenarios and students shall take subsequent phases of examinations available to them.

***No Mobile Phones/Tablets are allowed, the students are requested to use only Desktop/ Laptop for Entrance Examinations**