



SRM
INSTITUTE OF SCIENCE & TECHNOLOGY
(Deemed to be University u/s 3 of UGC Act, 1956)



SRM
UNIVERSITY
DELHI-NCR, SONEPAT



SRM
UNIVERSITY AP
Andhra Pradesh

SRMJEEE 2025 - Phase I

Remote Proctored Online Mode

(RPOM) Examination

Information & Guidelines for Candidates



Greetings from SRM,

SRMJEEE 2025 - Phase I is scheduled on 22nd, 23rd, 24th, 25th, 26th & 27th April 2025

SRMJEEE 2025 - Phase I will be conducted in Remote Proctored Online Mode. Remote Proctoring is a method of taking examination by a candidate from any location of choice.

All the registered candidates are requested to read the instructions indicated in this document and take up the exam from their home or any place that offers complete privacy and is free of disturbance.

Important Dates for

SRMJEEE - 2025 Phase I

Slot Booking (Online):

18.04.2025(1.00 pm) to 19.04.2025(11.00 pm)

Mock Examination (Online):

19.04.2025(11.00 am) to 21.04.2025 (8.00 pm)

SRMJEEE - 2025 Phase I

(Main Examination– Online) : (2 Slots everyday)

22.04.2025

23.04.2025

24.04.2025

25.04.2025

26.04.2025

27.04.2025

Slot I - 10.00 am to 12.30 pm

Slot II - 2.00 pm to 4.30 pm

Requirements for Remote Proctoring Exam

Candidates who have registered and are ready to take the Exam remotely from the convenience of their location must ensure that the system in which they take the Exam must have the following configuration and set- up. Please follow the Instructions mentioned herewith:

Candidates are expected to maintain high level of discipline, ethics and integrity in appearing for the examination.

Configuration of computer/ laptop

Ensure that you have a good working system as below:

Computer - Intel i3 (4TH Gen) equivalent CPU, 4 GB RAM or above, 2 GB free hard disk space, Windows 8 or above Mac 10.14 Mojave or higher, 80 GB HDD or higher, 15” color Monitor, Keyboard, Mouse, Microsoft Windows 10 and above Antivirus Webcam and microphone. Candidates are requested to remove any screen sharing software from their desktops or laptops. If you do not have Computer/Laptop, you may hire/arrange one.

The Exam cannot be taken in mobile phone.

Internet connection

A stable internet connection of at least 1MBPS is preferred and should be available throughout the Exam.

If **mobile hotspot** is used for Internet connection, the candidates shall ensure that they have sufficient data balance before the commencement of the Exam.

Once the exam begins, no re-exam will be given if the exam is interrupted citing bad /no internet.

Room and Environment

The candidate shall sit in a room without any noise and disturbances.

Place the computer so that your back is facing the wall and there are no devices placed in the background.

Keep the desk clear of objects, papers, books and any other electronic material like Mobile phones, tablets, laptops, etc. Ensure proper lighting (no back light) so that your face is clearly visible on the camera. You may be asked to do a 360 degree survey of the room anytime during the exam.

No other person shall enter the room while the candidate is taking the exam. If the proctor or the Artificial Intelligence system observes any additional person in the webcam view or any voices are heard, the examination may be stopped by the remote proctor.

Ensure that you are dressed formally.

Do's & Don'ts DURING THE EXAM:



Do's



Don'ts

- Do not move from your seats, during the exam. You cannot take bio - breaks during the duration of the exam.
- You should sit facing the screen throughout the exam and should not look sideways or down.
- You are not allowed to keep mobile phones, digital watches, or any other electronic devices with you during the exam.
- You are not permitted to wear sunglasses/headphones.
- You should take the exam, seated in a room where there is sufficient light. You must ensure you are the only person in the room during the exam and there is no disturbance. Do not entertain any other person in the room.
- Do not contact/talk to anyone or take the assistance from anyone during the exam.
- Do not keep any text or bits of paper or any material/notes with you during the exam.
- If the system detects any suspicious actions such as:
 - Accessing any other site/screen on your laptop/Personal computers during the exam.
 - Trying to log in from multiple devices.
 - Doing Google or search from any other source.then the exam will be automatically terminated.
- Do not lip-sync or read the questions aloud.
- Do not cover your face with hair/mask/clothing or anything else.
- Do not have any background noise/voices/music/TV.
- You are not allowed to have food/beverage during the exam except water.

The Steps involved for writing SRMJEEE are given below:

SRMJEEE – 2025 – Phase I

Steps to follow

Step 1	▶	Login to Admission portal
Step 2	▶	Slot Booking
Step 3	▶	Mock Examination
Step 4	▶	Main Examination


Step 1

Login to Admission Portal

The candidate has to login to the admission portal through the link.

<https://admissions.srmist.edu.in/>



**ONLINE ADMISSION PORTAL**

Dear Applicant,


Welcome to ONLINE ADMISSION PORTAL.

Existing Users:


- Login with your username (Application Number) and your date of birth in the format DDMMYYYY.
(For example, if your date of birth is 3rd April 2002, the password format is 03042002).
- After validating the username and date of birth, an OTP will be sent to your registered mobile number and email ID.
- Kindly check your Inbox [or Spam folder] in your registered email ID and your registered mobile number for the OTP.
- The OTP will be valid for only 5 minutes.

Login



Application Number


 250110

Date of Birth (DDMMYYYY)



Enter Captcha

 Enter Captcha 9QwF 

 Login

Step 2

Slot Booking

Once the candidate clicks the Admission Portal button, they can book the slots from 18.04.2025 (1.00 pm) to 19.04.2025 (11.00 pm) of their convenience, subject to the availability of slots on a particular date.

The screenshot displays the SRM Admission Portal dashboard. On the left, a menu includes Dashboard, Important Links, Change Password, and Logout. The main content area is divided into two sections. The left section, titled 'Applicant Form', contains a table with the following details:

B.Tech Application Form	
Applicant Name	XXXXSM XXXXESH XXXXXXKAR
Academic Year	2025-2026
Application Number	250110xxxxx
Date of Birth	17-05-2005
Mobile No.	900403XXXX
Email ID	xxxxxxma@gmail.com

Below the table is an 'Important Links' button. The right section, titled 'Entrance Slot Details', features an 'Applicant Photo' placeholder and a button labeled 'Click here for Slot Booking' with a hand cursor icon. Below this button, the text 'SRMJEEE Phase I' is displayed.

After booking of slot, the candidate can download the hall ticket as given.

This screenshot shows the SRM Admission Portal dashboard after a slot has been booked. The layout is identical to the previous one, but the 'Entrance Slot Details' section on the right now includes additional information:

Entrance Slot Details	
Entrance Slot	SRMJEEE Phase I
Exam Date	21.06.2024
Exam Slot	01:00 PM

At the bottom of this section, a new button labeled 'Click here for Hall Ticket (SRMJEEE Phase I)' with a hand cursor icon has appeared, replacing the previous slot booking button.

Step 3

Mock Examination

To ensure that the candidate gets familiar with the set up for taking online exam at home and to get comfortable with the exam interface, a mock exam is facilitated from 19.04.2025 (11.00 am) to 21.04.2025 (8.00 pm). Candidate can take the mock exams available to them.

To avoid last minute disturbances/ clarifications, it is suggested to the candidate to compulsorily take the Mock exams as scheduled and be prepared for the final Examination.

The Instructions for the Mock Exam will be available in the link from 19.04.2025 (10.00 am)

<https://srmjee.srmist.edu.in/Instructions/UG.aspx>



Step 4

Main Examination

The Main Examination will be conducted on

22.04.2025	24.04.2025	26.04.2025
23.04.2025	25.04.2025	27.04.2025

There will be 2 Slots per day (Slot I – 10 am to 12.30 pm, Slot II - 2.00 pm to 4.30 pm)

The Instructions for the Main Examination will be available in the Link from 21.04.2025(11.00 pm)

<https://srmjee.srmist.edu.in/Instructions/UG.aspx>



Candidate will be watched remotely

Before the start of the Examination, the web cam will be activated automatically.

If your camera is not working, you will not be able to start the examination. The candidate will be asked to take a photo as appearing on the screen and also asked to take a photo of any clear photo ID card.

Though the exam is online and the candidate is taking the exam from their home, there will be an invigilator monitoring every action remotely along with the help of AI engine.

The candidate will be invigilated / proctored by a remote proctor who will be watching all through the examination.

During the course of exam, in case of any suspicion of malpractice by the candidate, the remote proctor has the facility to send message/s to warn the candidate/s. In extreme cases of repeated offences being committed by the candidate, the proctor has the right to pause/terminate the exam with further investigations.

Guidelines for Main Examination

- Candidate have to login to the exam using details in the admit card (Password).
- Main examination will be of 150 minutes. The candidate is expected to login at least 60 minutes before the exam to take photograph of self and ID proof and to read instructions.
- Candidate will not be allowed to end the exam whether the candidate completes the exam or quits the exam for the first 120 minutes from the scheduled start of the exam.
- Only one question appears on the screen and either the candidate answers the question or skips the same if he/she does not know the answer or does not want to answer. **Once moved to the next question, the candidate cannot go back to the answered/skipped question(s).**
- On completion of exam, candidates are required to follow the instructions provided to close the exam.
- **'I want to submit the exam'** button appears only after 120 minutes is Elapsed.
- The quit password needs to be entered to EXIT THE EXAM (WHICH IS MANDATORY), which will be available in the Instruction Manual for taking the exam.
- The Exam closes automatically once the scheduled exam time of 150 minutes elapses.

Note:

SRMIST doesn't stand responsible for the issues relating to poor internet connectivity, power cut, faulty personal computer of the candidate. Please be informed that no re-exam will be conducted under any circumstances.

No Mobile Phones/Tablets are allowed, the students are requested to use only Desktop/ Laptop for SRMJEEE.

Wishing you all the best for SRMJEEE

DIRECTOR-ADMISSIONS

For Queries:

Contact Helpdesk: 080 6908 7000

Email: admissions.india@srmist.edu.in

For Technical Queries:

Click here:

<https://srmjee.srmist.edu.in/Instructions/TechnicalSupport.aspx>

From 19.04.2025 to 27.04.2025 Timings 8.00 am to 6.00 pm



Please refer to the link containing the instructional video for taking SRMJEEE 2025.

https://webstor.srmist.edu.in/web_assets/downloads/2025/video/srmjee-ug-examination-2025.mp4

