

2015-16

Annual Quality Assurance Report (AQAR)



SRM INSTITUTE OF SCIENCE AND TECHNOLOGY

(NAAC Track ID. 14919)

(Under section 3 of UGC Act 1956)

(www.srmuniv.ac.in)

Kattankulathur,
Kancheepuram District
Tamilnadu,
603203



SRM INSTITUTE OF SCIENCE AND TECHNOLOGY
(Deemed to be University under section 3 of UGC Act 1956)
(www.srmuniv.ac.in)

Annual Quality Assurance Report (AQAR) of the IQAC

2015-16

PART – A

1. Details of the Institution

1.1 Name of the Institution	SRM institute of Science and Technology
1.2 Address Line 1	SRM Nagar
Address Line 2	Kattankulathur, Kancheepuram District
City/Town	Chennai
State	Tamilnadu
Pin Code	603203
Institution e-mail address	registrar@srmuniv.ac.in
Contact Nos.	044-27452270
Name of the Head of the Institution:	Dr. Prabir Kumar Bagchi
Tel. No. with STD Code:	044-2745 7005
Mobile:	9940036002
Name of the IQAC Co-ordinator:	Prof. G. Augustine Maniraj Pandian
Mobile:	8754593529
IQAC e-mail address:	pcoordinator.iqac@ktr.srmuniv.ac.in
1.3 NAAC Track ID(For ex. MHCOGN 18879)	14919
1.4 NAAC Executive Committee No. & Date: (For Example EC/32/A&A/143 dated 3-5-2004. This EC no.is available in the right corner- bottom of your institution's Accreditation Certificate)	EC/RAR/62/115 dated 5th January 2013
1.5 Website address	www.srmuniv.ac.in
Web-link of the AQAR:	http://www.srmuniv.ac.in/iqac/internal-quality-assurance-cell

1.6 Accreditation Details

Sl. No.	Cycle	Grade	CGPA	Year of Accreditation	Validity Period
1	1 st Cycle	B+	NA	2006	5 years
2	2 nd Cycle	A	3.5	2013	5 years
3	3 rd Cycle	Not Applicable	Not Applicable	Not Applicable	Not Applicable
4	4 th Cycle	Not Applicable	Not Applicable	Not Applicable	Not Applicable

1.7 Date of Establishment of IQAC	06 /07/2007
1.8 AQAR for the year(<i>for example 2010-11</i>)	2015-16
1.9 Details of the previous year's AQAR submitted to NAAC after the latest Assessment and Accreditation by NAAC - <i>AQAR 2013-14 submitted to NAAC on 23-02-2015</i>)	
(i) AQAR for 2012-13 was submitted to NAAC on 15-05-2014	
(i) AQAR for 2013-14 was submitted to NAAC on 23-02-2015	
(ii) AQAR for 2014-15 was submitted to NAAC on 22-12-2015	

1.10 Institutional status						
University	State	Central	Deemed	Private		
	--	--	✓	--		
	Yes			No		
Affiliated College	--			✓		
Constituent College	--			✓		
Autonomous College of UGC	--			✓		
Regulatory Agency approved Institution (eg. AICTE, BCI, MCI, PCI, NCI)	✓			--		
Type of Institution	Co-education	Men	Women	Urban	Rural	Tribal
	✓	--	--	--	✓	--

Financial Status	Grant-in-aid	UGC 2(f)	UGC 12B	Grant-in-aid +Self Financing	Totally Self-financing
	--	--	--	--	✓
1.11 Type of Faculty/Programme	Arts	Science	Commerce	Law	PEI(Phys Edu)
	✓	✓	✓	✓	✓
	TEI (Edu)	Engineering	Health Science	Management	Others(Specify)
	✓	✓	✓	✓	--

Financial Status	Grant-in-aid	UGC 2(f)	UGC 12B	Grant-in-aid +Self Financing	Totally Self-financing
1.12 Name of the Affiliating University (for the Colleges)	Not applicable				

1.13 Special status conferred by Central/ State Government-- UGC/CSIR/DST/DBT/ICMR etc

Autonomy by State/Central Govt. / University	Not applicable, being a deemed to be university
UGC CPE	No
University with Potential for Excellence	No
UGC-Innovative PG programmes	No
UGC-COP Programmes	No
UGC-Special Assistance Programme	Yes
DST Star Scheme	No
Any other (Specify)	Not applicable

2. IQAC Composition and Activities

2.1 No. of Teachers	10	
2.2 No. of Administrative/Technical staff	3	
2.3 No. of students	1	
2.4 No. of Management representatives	1	
2.5 No. of Alumni	1	
2.6 No. of any other stakeholder and community representatives	1	
2.7 No. of Employers/ Industrialists	1	
2.8 No. of other External Experts	1	
2.9 Total No. of members	19	
2.10 No. of IQAC meetings held	4	
2.11 No. of meetings with various stakeholders:	Faculty	Non-Teaching Staff Students
	Every meeting is attended by the stakeholders	
2.12 Has IQAC received any funding from UGC during the year?	No	
If yes, mention the amount	Not applicable	
(i) No. of Seminars/Conferences/ Workshops/Symposia organized by the IQAC	Total Nos.	International
	1	-

2.13 Significant Activities and contributions made by IQAC

- NAAC reaccreditation with ‘A’ Grade
- Accreditation of four programs at Kattankulathur campus by Engineering Accreditation Commission (EAC) , www.abet.org
- Accreditation of one program at Kattankulathur campus by Computing Accreditation Commission (CAC) of ABET, USA, www.abet.org
- Efforts towards achieving World University rankings – QS, THE
- India Rankings NIRF
- Data submission for AISHE, MHRD
- Curriculum and Syllabus compilation for Engg. &Tech. PG programs-2015

2.14 Plan of Action by IQAC/Outcome

The plan of action chalked out by the IQAC in the beginning of the year towards quality enhancement and the outcome achieved by the end of the year

Plan of Action	Achievements
Efforts towards achieving world university rankings	Data submitted to QS, THE. THE ranks SRMIST in 800+ category
Efforts towards achieving India Rankings 2016	NIRF ranking -43
Improvement in Choice Based Flexible Credit System for PG in Engg. &Tech	Approved in Academic Council and Implemented
SRMIST’s input on New Education Policy (NEP) being formulated by MHRD	Proposal sent to NAAC
Implementation of norms of UGC in the duration of degree program	Implemented after getting approval from Academic Council
Reaccreditation by EAC of ABET for four engineering programs at Kattankulthur campus	Successfully reaccredited

Academic Calendar of the year attached as Annexure I

2.15 Whether the AQAR was placed in statutory body	Yes		
	Management	Syndicate	Any other body
	--	--	Academic council
Provide the details of the action taken	The points approved in the academic council have been implemented.		

PART – B
CRITERION – I

1. Curricular Aspects

1.1 Details about Academic Programmes

Level of the Programme	Number of existing Programmes	Number of programmes added during the year	Number of self-financing programmes	Number of value added / Career Oriented programmes
PhD	In all disciplines	-	In all disciplines	In all disciplines
PG	121	9	130	130
UG	60	-	60	60
PG Diploma	6	-	6	6
Advanced Diploma	-	-	-	-
Diploma	8	-	8	8
Certificate	4	-	4	4
Others	-	-	-	-
Total	199	9	208	208

Interdisciplinary	58	1	59	59
Innovative	7	0	7	7

1.2 (i) Flexibility of the Curriculum: CBCS/Core/Elective option / Open options

(ii) Pattern of programmes:

Pattern	Number of programmes
Semester	130
Trimester	-
Annual	78

1.3 Feedback from stakeholders (On all aspects)	Alumni	Parents	Employers	Students
	✓	✓	✓	✓
Mode of feedback: Online	Online		Manual	
	✓		✓	
Co-operating schools (for PEI)	--			
<i>Feedback analysis on Program educational objectives obtained from Employers is furnished as a sample</i>				
1.4 Whether there is any revision/update of regulation or syllabi, if yes, mention their salient aspects.	Complete revision of UG/PG (2105-16) curriculum for Engg &Tech featuring: Outcome based curriculum. Introduction of multidisciplinary / inter disciplinary courses. Thrust on major design project at UG level. Mandatory publication requirement for PG projects.			
1.5 Any new Department/Centre introduced during the year. If yes, give details.	--			

CRITERION – II

2. Teaching, Learning and Evaluation

2.1 Total No. of permanent faculty

Total	Asst. Professors	Associate Professors	Professors	Others
2872	2064	109	317	382

2.2 No. of permanent faculty with Ph.D.	661
---	-----

2.3 No. of Faculty Positions Recruited (R) and Vacant (V) during the year

Asst. Professors		Associate Professors		Professors		Others		Total	
R	V	R	V	R	V	R	V	R	V
103	0	6	442	6	32	8	0	123	474

2.4 No. of Guest and Visiting faculty and Temporary faculty

Guest Faculty	Visiting Faculty	Temporary faculty
-	17	--

2.5 Faculty participation in conferences and symposium:

No. of Faculty	International level	National level	State level
Attended Seminars/ Workshops	211	1539	120
Presented papers	599	599	0
Resource Persons	21	88	112

2.6 Innovative processes adopted by the institution in Teaching and Learning:

- Digital Courseware
- Active Learning laboratory
- Online tests

2.7 Total No. of actual teaching days during this academic year	243
---	-----

2.8 Examination/ Evaluation Reforms initiated by the Institution (for example: Open Book Examination, Bar Coding, Double Valuation, Photocopy, and Online Multiple-choice Questions)

- Open Book Examination
- Bar Coding
- Double Valuation
- Photocopy
- Online Multiple Choice Questions

2.9 No. of faculty members involved in curriculum Restructuring / revision / syllabus development as member of Board of Study/Faculty/Curriculum Development workshop	760
---	-----

2.10 Average percentage of attendance of students	86
---	----

2.11 Course/Programme wise distribution of pass percentage:

FACULTY OF ENGINEERING & TECHNOLOGY									
UG DEGREE: B.TECH - KATTANKULATHUR CAMPUS									
S.No	Program	Total Appeared	Total Pass	Categorization of Pass					Over all Pass%
				Distn (%)	I(%)	II(%)	III (%)	Pass* Class	
1	Civil Engineering	409	366	31.05	53.30	5.13	0	0	89.49
2	Mechanical Engineering	591	464	11.51	56.01	11.00	0	0	78.51
3	Computer Science and Engineering	518	473	25.68	59.27	6.37	0	0	91.31
4	Electronics and Communication Engineering	514	443	21.60	54.47	9.92	0	0	86.19
5	Electrical and Electronics Engineering	320	273	21.56	53.75	10	0	0	85.31
6	Instrumentation and Control Engineering	44	38	18.18	61.36	6.82	0	0	86.36
7	Chemical Engineering	100	83	23.00	55.00	5.00	0	0	83.00
8	Information Technology	275	247	22.55	55.64	11.64	0	0	89.82
9	Biotechnology	192	168	17.71	65.10	4.69	0	0	87.50
10	Food and Process Engineering	0	0	0	0	0	0	0	0
11	Automobile Engineering	183	147	14.21	56.28	9.84	0	0	80.33
12	Bioinformatics	33	30	21.21	60.61	9.09	0	0	90.91
13	Bio Medical Engineering	67	55	23.88	56.72	1.49	0	0	82.09
14	Genetic Engineering	89	77	19.10	64.04	3.37	0	0	86.52
15	Information and Telecommunication Engineering	58	56	43.10	53.45	0	0	0	96.55

FACULTY OF ENGINEERING & TECHNOLOGY									
UG DEGREE: B.TECH - KATTANKULATHUR CAMPUS									
S.No	Program	Total Appeared	Total Pass	Categorization of Pass					Over all Pass%
				Distn (%)	I(%)	II(%)	III (%)	Pass* Class	
16	Electronics and Instrumentation Engineering	201	185	21.89	63.18	6.97	0	0	92.04
17	Mechatronics	157	131	14.01	58.60	10.83	0	0	83.44
18	Aerospace Engineering	126	85	14.29	51.59	1.59	0	0	67.46
19	Software Engineering	135	113	22.96	51.85	8.89	0	0	83.70
20	Architectural Engineering	0	0	0	0	0	0	0	0
21	Civil Infra	0	4	0	0	0	0	0	0
22	Nanotechnology	40	35	10	70	7.50	0	0	87.50
23	Mechanical Engineering (Splz) Nuclear Engineering	0	0	0	0	0	0	0	0
UG DEGREE: B.TECH - RAMAPURAM CAMPUS									
1	Civil Engineering	91	78	32.97	50.55	2.20	0	0	85.71
2	Mechanical Engineering	305	258	21.97	62.62	0	0	0	84.59
3	Computer Science and Engineering	203	197	31.53	64.53	0.99	0	0	97.04
4	Electronics and Communication Engineering	283	257	18.37	67.14	5.30	0	0	90.81
5	Electrical and Electronics and Engineering	127	116	24.41	66.14	0.79	0	0	91.34
6	Information Technology	53	48	13.21	71.70	5.66	0	0	90.57
UG DEGREE: B.TECH - DELHI CAMPUS									
1	Civil Engineering	167	163	7.78	89.82	0	0	0	97.60
2	Mechanical Engineering	217	200	17.05	72.81	2.30	0	0	92.17
3	Computer Science and Engineering	241	228	8.71	84.65	1.24	0	0	94.61
4	Electronics and Communication Engineering	193	187	13.47	80.83	2.59	0	0	96.89
5	Electrical and Electronics Engineering	120	112	5.83	84.17	3.33	0	0	93.33
6	Information Technology	115	111	3.48	91.30	1.74	0	0	96.52
7	Automobile Engineering	49	44	6.12	83.67	0	0	0	89.80
UG DEGREE: B.TECH - VADAPALANI CAMPUS									
1	Mechanical Engineering	184	172	17.93	67.93	7.61	0	0	93.48
2	Computer Science and Engineering	90	76	10	68.89	5.56	0	0	84.44
3	Electronics and Communication Engineering	187	176	18.72	58.82	16.58	0	0	94.12

FACULTY OF ENGINEERING & TECHNOLOGY									
UG DEGREE: B.TECH - KATTANKULATHUR CAMPUS									
S.No	Program	Total Appeared	Total Pass	Categorization of Pass					Over all Pass%
				Distn (%)	I(%)	II(%)	III (%)	Pass* Class	
UG DEGREE									
1	B.Arch Kattankulathur	74	71	17.57	75.68	2.70	0	0	95.95
2	B.Arch Ramapuram	24	16	4.17	62.50	0	0	0	66.67
3	B.Des Kattankulathur	19	16	21.05	63.16	0	0	0	84.21
PG DEGREE: M.TECH - KATTANKULATHUR CAMPUS									
1	Structural Engineering	93	90	61.29	35.48	0	0	0	96.77
2	Construction Engineering & Management	85	84	65.88	32.94	0	0	0	98.82
3	Computer Aided Design	31	23	19.35	54.84	0	0	0	74.19
4	Computer Integrated Manufacturing	27	27	22.22	77.78	0	0	0	100
5	Computer Science and Engineering	88	87	71.59	27.27	0	0	0	98.86
6	Software Engineering	4	4	75.00	25.00	0	0	0	100
7	Communication Systems	30	29	26.67	70	0	0	0	96.67
8	VLSI Design	49	47	34.69	61.22	0	0	0	95.92
9	Embedded System & Technology	55	55	45.45	54.55	0	0	0	100
10	Power Electronics & Devices	42	42	30.95	69.05	0	0	0	100
11	Chemical Engineering	5	5	40	60	0	0	0	100
12	Information Technology	12	10	25.00	58.33	0	0	0	83.33
13	Biotechnology	19	19	31.58	63.16	5.26	0	0	100
14	Biomedical Engineering	16	16	43.75	56.25	0	0	0	100
15	RS & GIS	14	14	92.86	7.14	0	0	0	100
16	Robotics	26	21	26.92	53.85	0	0	0	80.77
17	Environment Engineering	16	16	50	50	0	0	0	100
18	Power Systems	28	28	46.43	53.57	0	0	0	100
19	Data Base Systems	2	2	50	50	0	0	0	100
20	Electronics and Control Engineering	23	23	60.87	39.13	0	0	0	100
21	Food and Nutritional Biotechnology	21	20	76.19	19.05	0	0	0	95.24
22	ISCF	47	46	31.91	65.96	0	0	0	97.87
23	Genetic Engineering	16	16	43.75	56.25	0	0	0	100
24	Geotechnical Engineering	15	15	60	40	0	0	0	100
25	TCN	22	22	40.91	59.09	0	0	0	100
26	Bioinformatics	10	10	60	40	0	0	0	100
27	Solar Energy	7	7	42.86	57.14	0	0	0	100
28	Nano Technology	18	18	83.33	16.67	0	0	0	100
29	Cloud Computing	15	15	13.33	86.67	0	0	0	100
30	Food Safety Quality Management	15	15	80	20	0	0	0	100

FACULTY OF ENGINEERING & TECHNOLOGY									
UG DEGREE: B.TECH - KATTANKULATHUR CAMPUS									
S.No	Program	Total Appeared	Total Pass	Categorization of Pass					Over all Pass%
				Distn (%)	I(%)	II(%)	III (%)	Pass* Class	
PG DEGREE: M.TECH - RAMAPURAM CAMPUS									
1	Structural Engineering	48	48	58.33	41.67	0	0	0	100
2	Computer Aided Design	5	5	40	60	0	0	0	100
3	Computer Science and Engineering	8	8	75.00	25.00	0	0	0	100
PG DEGREE: M.TECH - DELHI CAMPUS									
1	Computer Science and Engineering	29	29	72.41	27.59	0	0	0	100
2	VLSI Design	14	14	42.86	57.14	0	0	0	100
PG DEGREE									
1	M.Arch Kattankulathur	6	6	33.33	66.67	0	0	0	100
FACULTY OF MANAGEMENT									
1	BBA - Kattankulathur	208	175	12.98	57.21	13.94	0	0	84.13
2	MBA - Kattankulathur	615	607	22.28	76.42	0	0	0	98.70
3	MBA - Ramapuram	101	100	24.75	74.26	0	0	0	99.01
4	MBA - Delhi	42	42	9.52	90.48	0	0	0	100
5	MBA - Vadapalani	174	168	22.41	73.56	0.57	0	0	96.55
FACULTY OF SCIENCE AND HUMANITIES									
UG DEGREE: KATTANKULATHUR CAMPUS									
1	B.Sc - Biotechnology	38	30	36.84	42.11	0	0	0	78.95
2	B.Sc - Information System and Management	0	0	0	0	0	0	0	0
3	B.Sc - Information Technology	27	19	29.63	33.33	7.41	0	0	70.37
4	B.Sc - Computer Science	99	74	20.20	32.32	22.22	0	0	74.75
5	B.Sc - Visual Communication	177	164	18.08	55.93	18.64	0	0	92.66
6	B.Sc - Mathematics	5	4	40	40	0	0	0	80
7	B.Sc - Physics	10	9	30	60	0	0	0	90
8	B.Sc - Chemistry	6	5	50	33.33	0	0	0	83.33
9	B.Com - Commerce	167	143	9.58	49.10	26.95	0	0	85.63
10	B.Com - Accounting and Finance	56	49	17.86	32.14	37.50	0	0	87.50
11	B.Com - Corporate Secretaryship	56	50	12.50	25.00	51.79	0	0	89.29
12	B.Com - Information System and Management	20	18	15.00	70	5.00	0	0	90
13	BCA	167	113	12.57	44.31	10.78	0	0	67.66
14	BA Journalism and Mass Communication	38	23	21.05	36.84	2.63	0	0	60.53
15	B.Sc Hotel Management	164	152	42.68	50	0	0	0	92.68
UG DEGREE: DELHI CAMPUS									
1	B.Sc Hotel Management	26	24	0	88.46	3.85	0	0	92.31

FACULTY OF ENGINEERING & TECHNOLOGY									
UG DEGREE: B.TECH - KATTANKULATHUR CAMPUS									
S.No	Program	Total Appeared	Total Pass	Categorization of Pass					Over all Pass%
				Distn (%)	I(%)	II(%)	III (%)	Pass* Class	
UG DEGREE: VADAPALANI CAMPUS									
1	B.Sc. - Film Technology (Sound)	5	3	0	60	0	0	0	60
2	B.Sc. - Film Technology (Direction)	6	4	0	66.67	0	0	0	66.67
3	B.Sc. - Film Technology (Editing)	4	4	0	100	0	0	0	100
4	B.Sc. - Film Technology (Graphics and Animation)	1	1	0	100	0	0	0	100
5	B.Sc - Film Technology (Cinematography)	8	7	0	62.50	25.00	0	0	87.50
PG DEGREE: KATTANKULATHUR CAMPUS									
1	MCA	133	130	39.85	57.89	0	0	0	97.74
2	M.Sc. Biotechnology	9	7	44.44	33.33	0	0	0	77.78
3	M.Sc Chemistry	5	5	0	100	0	0	0	100
4	M.Sc Physics	13	13	15.38	84.62	0	0	0	100
5	M.Sc Mathematics	5	4	0	80	0	0	0	80
6	M.Sc Biotech & Bioinformatics	0	0	0	0	0	0	0	0
7	M.Sc.Information Technology	21	21	33.33	66.67	0	0	0	100
8	M.Sc. Viscom	16	13	31.25	50	0	0	0	81.25
9	M.Sc CST	0	0	0	0	0	0	0	0
10	M.Sc - Econometrics	6	6	100	0	0	0	0	100
11	MA - Journalism and Mass Communication	15	12	26.67	53.33	0	0	0	80
12	M.Phil - Physical Education	18	18	0	94.44	5.56	0	0	100
13	M.Phil	6	6	16.67	83.33	0	0	0	100
PG DEGREE: RAMAPURAM CAMPUS									
1	MCA	48	48	37.50	62.50	0	0	0	100
PG DEGREE: DELHI CAMPUS									
1	MCA	55	55	47	16.36	69.09	0	0	0
DIPLOMA COURSES									
1	Diploma in Hotel Management - Kattankulathur	68	68	40	1.47	55.88	1.47	0	0
2	Diploma in Hotel Management - DELHI	2	2	2	0	100	0	0	0
3	Diploma in Film Acting - Vadapalni	10	10	7	50	20	0	0	0
4	Diploma in Tamil Arutsunaigarnar	123	123	96	37.40	36.59	4.07	0	0
5	Yoga for Human Excellence	128	128	78	35.16	25.78	0	0	0
6	DIASPORA	69	69	64	27.54	47.83	17.39	0	0
7	English Language	21	21	21	19.05	71.43	9.52	0	0

FACULTY OF ENGINEERING & TECHNOLOGY									
UG DEGREE: B.TECH - KATTANKULATHUR CAMPUS									
S.No	Program	Total Appeared	Total Pass	Categorization of Pass					Over all Pass%
				Distn (%)	I(%)	II(%)	III (%)	Pass* Class	
MEDICAL AND HEALTH SCIENCES									
UG DEGREE									
1	B.Pharm	84	84	73	44.05	42.86	7.14	0	0
2	B.Optom	15	15	11	0	66.67	6.67	0	0
3	MBBS	119	119	88	0	0	0	0	0
PG DEGREE									
1	MPT-Obstetrics and Gynecology	0	0	0	0	0	0	0	0
2	MPT - Neurology	2	2	2	0	100	0	0	0
3	MPT- Sports Physiotherapy	3	3	3	0	66.67	33.33	0	0
4	MPT - Cardiopulmonary Science	0	0	0	0	0	0	0	0
5	MPT - Orthopaedics	5	5	5	0	60	40	0	0
6	M.P.T. Rehabities	1	1	1	0	100	0	0	0
7	M.Pharm - Pharmaceutical Analysis	3	3	3	66.67	33.33	0	0	0
8	M.Pharm - Pharmaceutical Chemistry	2	2	2	50	50	0	0	0
9	M.Pharm - Pharmaceutics	5	5	5	100	0	0	0	0
10	M.Pharm - Pharmacology	8	8	8	87.50	12.50	0	0	0
11	M.Pharm - Pharmacy Practice	2	2	2	50	50	0	0	0
12	M.O.T - Paediatrics	1	1	0	100	0	0	0	100
13	MPH - Biostatistics	7	7	0	100	0	0	0	100
14	MPH - Clinical Research	0	0	0	0	0	0	0	0
15	MPH -Public Health Management	17	17	0	82.35	17.65	0	0	100
16	MPH - Information Technology In Health Care	2	2	0	100	0	0	0	100
17	M.Sc Biostat	3	3	33.33	33.33	33.33	0	0	100
18	M.Sc. - Medical (Micro Biology Specialization)	8	8	0	62.50	37.50	0	0	100
19	M.Sc. - Medical Anatomy	1	1	0	0	100	0	0	100
20	M.Sc. - Medical Physiology	0	0	0	0	0	0	0	0
21	M.Sc. - Medical Biochemistry	4	3	0	0	75.00	0	0	75.00
22	MDS- Oral and Maxillofacial Surgery	8	8	0	50	50	0	0	100
23	MDS - Conservative Dentistry & Endodontic	6	6	0	16.67	83.33	0	0	100

FACULTY OF ENGINEERING & TECHNOLOGY									
UG DEGREE: B.TECH - KATTANKULATHUR CAMPUS									
S.No	Program	Total Appeared	Total Pass	Categorization of Pass					Over all Pass%
				Distn (%)	I(%)	II(%)	III (%)	Pass* Class	
24	MDS - Periodontology	7	6	0	57.14	28.57	0	0	85.71
25	MDS - Orthodontics and Dentofacial Orthopaedics	8	6	0	37.50	37.50	0	0	75.00
26	MDS- Oral Pathology, Microbiology & Forensic	5	3	0	40	20	0	0	60
27	MDS - Public Health Dentistry	1	1	0	100	0	0	0	100
28	MDS - Paedodontics & Preventive Dentistry	8	8	0	75.00	25.00	0	0	100
29	MDS - Oral Medicine and Radiology	3	3	0	100	0	0	0	100
30	MDS - Prosthodontics and Crown and Bridge	1	1	0	0	100	0	0	100
31	MS (Surgery)	5	4	0	40	40	0	0	80
32	MS (Ophthalmology)	2	2	0	0	100	0	0	100
33	MS (Orthopaedics)	2	1	0	0	50	0	0	50
34	MS (ENT)	2	2	0	50	50	0	0	100
35	MS (Obstetrics & Gynaecology)	3	3	0	33.33	66.67	0	0	100
36	MD (General Medicine)	6	5	0	50	33.33	0	0	83.33
37	MD (Anaesthesiology)	5	5	0	20	80	0	0	100
38	MD (Biochemistry)	0	0	0	0	0	0	0	0
39	MD (Dermatology)	1	1	0	100	0	0	0	100
40	MD (Microbiology)	0	0	0	0	0	0	0	0
41	MD (Paediatrics)	2	2	0	0	100	0	0	100
42	MD (Pathology)	2	2	0	50	50	0	0	100
43	MD (Pharmacology)	1	1	0	100	0	0	0	100
44	MD (Physiology)	1	1	0	0	100	0	0	100
45	MD (Psychiatry)	1	1	0	0	100	0	0	100
46	MD (Pulmonary Medicine)	2	2	0	50	50	0	0	100
47	MD (Community Medicine)	4	4	0	50	50	0	0	100
48	MD (Radio Diagnosis)	3	3	0	100	0	0	0	100
49	MBA - MPH	2	2	0	100	0	0	0	100

2.12 How does IQAC Contribute/Monitor/Evaluate the Teaching & Learning processes: IQAC organises meetings, reviews the implementation of resolutions of earlier meetings and proposes quality enhancement measures for the forthcoming academic year.

2.13 Initiatives undertaken towards faculty development

Faculty / Staff Development Programmes	Number of faculty benefitted
Refresher courses	161
UGC – Faculty Improvement Programme	42
HRD programmes	20
Orientation programmes	310
Faculty exchange programme	22
Staff training conducted by the university	63
Staff training conducted by other institutions	337
Summer / Winter schools, Workshops, etc.	841
Others	38

2.14 Details of Administrative and Technical staff

Category	Number of Permanent Employees	Number of Vacant Positions	Number of permanent positions filled during the Year	Number of positions filled temporarily
Administrative Staff	3146	-	4	-
Technical Staff	442	-	5	-

CRITERION – III

3. Research, Consultancy and Extension

3.1 Initiatives of the IQAC in Sensitizing/Promoting Research Climate in the institution

- ✓ Coordinated with the directorate of research in compiling the publication history of faculty members of the institute with affiliation to SRMIST.
- ✓ Organisation of research day
- ✓ Awards to faculty members on their publications

3.2 Details regarding major projects

	Completed	Ongoing	Sanctioned	Submitted
Number	-	23	23	20
Outlay in Rs. Lakhs	-	2603	2603	3966

3.3 Details regarding minor projects

	Completed	Ongoing	Sanctioned	Submitted
Number	-	-	-	-
Outlay in Rs. Lakhs	-	-	-	-

3.4 Details on research publications

	International	National	Others
Peer Review Journals	1402	105	-
Non-Peer Review Journals	251	674	-
e-Journals	2432	124	-
Conference proceedings	599	599	-

3.5 Details on Impact factor of publications:

Range	0.017 – 14.683
Average	2.07
H- Index	45

3.6 Research funds sanctioned and received from various funding agencies, industry and other organisations

Nature of the Project	Duration Year 2015-16	Name of the funding Agency	Total grant Sanctioned Lakhs	Received In Rs. lakhs
Major projects	23	CSIR, ICMR, DST-SERB, DBT, ISRO, Ministry of Earth Sciences, DST Indo-South Africa Project	3459.04	3419.90
Minor Projects	-	-	-	-

Nature of the Project	Duration Year 2015-16	Name of the funding Agency	Total grant Sanctioned Lakhs	Received In Rs. lakhs
Interdisciplinary Projects*	18	CSIR, ICMR, DST-SERB, DBT, ISRO, Ministry of Earth Sciences, DST Indo-South Africa Project	3190.77	3031.00
Industry sponsored	2	Microsoft, Apex Innovation	12.50	12.10
Projects sponsored by the University/ College	37	SRM University	28.63	28.63
Students research projects (other than compulsory by the University)		SRM University		
Any other(Specify)	-	-	-	
Total	62	-	3500.17	3460.53

* These projects are **subset** of Major Projects indicated above.

3.7 No. of books published

i) With ISBN No	231
Chapters in Edited Books	-
ii) Without ISBN No.	-

3.8 No. of University Departments receiving funds from

UGC-SAP	1	CAS	--
DST-FIST	5	DPE	--
DBT Scheme/funds	2	DST (Others)	15

3.9 For colleges

(Not Applicable being a deemed to be University with constituent colleges and university departments)

Autonomy	Not Applicable	CPE DBT	Not Applicable
Star Scheme	Not Applicable	INSPIRE	Not Applicable
CE	Not Applicable	Any Other (specify)	Not Applicable

3.10 Revenue generated through consultancy

139.67 lakhs

3.11 No. of conferences organized by the Institution

Level	International	National	State	University	College
Number	14	246	0	3	NA
Sponsoring agencies	IEEE, ISTE, CSI etc.	GLIM, IEEE, CSI, ISTE etc.	Genetics Associates USA, etc.	IHM NIMSME, etc.	NA

3.12 No. of faculty served as experts, chairpersons or resource persons

204

3.13 No. of collaborations	International	National	Any other
	88	56	--

3.14 No. of linkages created during this year	5
---	---

3.15 Total budget for research for current year in lakhs	From funding agencies	From Management of University/ College	Total
	3402.75	58.28	3461.03

3.16 No. of patents received this year

Type of Patent		Number
National	Applied	8
	Granted	0
International	Applied	-
	Granted	-
Commercialised	Applied	-
	Granted	-

3.17 No. of research awards/ recognitions received by faculty and research fellows of the institute in the year

Total	International	National	State	University	Dist	College
	3	6	--	288*	--	--

*included awards for research projects, papers and books

3.18 No. of faculty from the Institution who are Ph.D. Guides and students registered under them	346
3.19 No. of Ph.D. awarded by faculty from the Institution	965
	15

3.20 No. of Research scholars receiving the Fellowships (Newly enrolled + existing ones)

JRF	SRF	Project Fellow	Any other
6	13	35	95

3.21 No. of students Participated in NSS events:

University level	State Level	National level	International level
5000	-	-	-

3.22 No. Of students participated in NCC events:

University level	State Level	National level	International level
61	9	9	1

3.23 No. of Awards won in NSS:

University level	State Level	National level	International level
24	9	9	1

3.24 No. of Awards won in NCC:

University level	State Level	National level	International level
1	9	2	-

3.25 No. of Extension activities organized

University forum	College forum	NCC	NSS	Any other
-	Not applicable	5	35	-

3.26 Major Activities during the year in the sphere of extension activities and Institutional Social Responsibility

- Adoption of villages
- Adoption of government schools
- Admission of rural disadvantaged students free of cost
- Flood/Cyclone relief funds to students
- Working with AGARAM foundation in uplifting the economically poor students by providing higher education
- Organization of medical / health camps

CRITERION – IV

4. Infrastructure and Learning Resources

4.1 Details of increase in infrastructure facilities:

Facilities	Existing	Newly created	Source of Fund	Total
Campus area in acres	200.95	--	Fees	200.95
Class rooms	728	52	Fees	780
Laboratories	267	5	Fees	272
Seminar Halls	27	2	Fees	29
No. of important equipments purchased (\geq 1-0 lakh) during the current year.	3307	252	Fees	3559
Value of the equipment purchased during the year (Rs. in Lakhs)	1282	152	Fees	1434
Others	--	--	--	--

4.2 Computerization of administration and library

Fully automated

4.3 Library Services:

	Total as on 2015		Newly added		Total as on 2016	
	No	Value(Lakhs)	No	Value(Lakhs)	No	Value(Lakhs)
Text books	200110	1182.18	9778	1574.73	209888	2756.91
Reference Books	28735	367.58	1984	564.23	30719	931.81
No.of Titles	84062		1713		85775	0
e-Books	17019	197.95	770	24	17789	221.95
National Journals	1287	273.3	109	39.5	1396	312.8
International Journals	705	226.19	135	80.68	840	306.87
e-Journals	39648	243.77	124	24.74	39772	268.51
Digital database	4	6.19	3	15.8	7	21.99
CD&Video	10673		3874		14547	0
Others(specify)	1	0.69	2	4.48	3	5.17
Magazines	325	5.38	12	0.36	337	5.74
Databases-Print and Online	3	17.7	2	11.2	5	28.9
Memberships	15	2.23	3	1.9	18	4.13

4.4 Technology up gradation (overall)

	Total Computers	Computer Labs	Internet	Browsing Centres	Computer Centres	Office	Departments	Others
Existing	3633	100	1GB-BSNL, 45MBPS-TATA and Airtel	125	330	600	-	-
Added in current year	849	17	1 GB-BSNL, 155 MBPS-TATA and Airtel,45 MBPS-TATA,20 MBPS-Airtel and TATA	-	-	-	-	30
Total	4482	117	1 GB-BSNL, 155 MBPS for TATA and Airtel and 20 MBPS for TATA and Airtel & 45 MBPS-TATA	125	330	600	-	30
Money spent in the current year on addition / alteration/maintenance in Over 6 Crores								

4.5 Computer, Internet access, training to teachers and students and any other programme for technology up gradation (Networking, e-Governance etc.)

Adequate computer access to faculty/staff/students
Training to faculty/staff/students on ICT
Wi-Fi enabled campus
Moving towards paperless office
e-varsity
e- management

4.6 Amount spent on maintenance in lakhs :

I	II	III	IV	
ICT	Campus Infrastructure and facilities (In Lakhs)	Equipment's (In Lakhs)	Others (In Lakhs)	Total (In Lakhs)
157	278.62	63.91	800	1282.53

CRITERION – V

5. Student Support and Progression

5.1 Contribution of IQAC in enhancing awareness about Student Support Services

Feedback mechanism put in place

Accreditation of programs by commissions of ABET, USA initiated and achieved.

5.2 Efforts made by the institution for tracking the progression

E varsity, student info, parent info – all ICT based
--

5.3 (a) Total Number of students

UG	PG	Ph. D.	Others Diploma/certificate
41408	4816	965	419

(b) No. of students outside the state	25442
(c) No. of international students	873

Men		Women	
No	%	No	%
37031	78	10577	22

Last Year						This Year					
General	SC	ST	OBC	Physically Challenged	Total	General	SC	ST	OBC	Physically Challenged	Total
18267	2643	293	21079	249	42531	31911	7467	320	7680	230	47608

Demand ratio 1:12 Dropout %-1

5.4 Details of student support mechanism for coaching for competitive examinations (If any)

Curriculum itself covers the syllabus contents of competitive examinations.

Examination pattern includes MCQs

Training on aptitude/quantitative /communication aspects through mandatory personality developed courses embedded in the curriculum.
--

Comprehension courses mirroring the competitive examination syllabus
--

No. of students beneficiaries	32637
-------------------------------	-------

5.5 No. of students qualified in these examinations

NET	SET/SLET GATE	CAT	IAS/IPS etc	UPSC	State PSC	Others (GRE etc.)
7	152	189	1	8	3	2471

5.6 Details of student counselling and career guidance

<ul style="list-style-type: none"> • A faculty counsellor is appointed for every 20-30 students • Placement coordinator for every department to carry out career counselling • Professional (Psychiatry) counselling by full time doctors 	No. of students benefitted
	6520

5.7 Details of campus placement

<i>On campus</i>			<i>Off Campus</i>
Number of Organizations Visited	Number of Students Participated	Number of Students Placed	Number of Students Placed
418	5582	4531	-

5.8 Details of gender sensitization programmes

Director of Student Affairs takes care of gender sensitizing issues by organizing series of programs
--

5.9 Students Activities

5.9.1 No. of students participated in Sports Games and other events

State/ University level	National level	International level
48	25	4

No. of students participated in cultural events

State/ University level	National level	International level
225	55	2

5.9.2 No. of medals /awards won by students in Sports, Games and other events

	State/ University level	National level	International level
Sports	26	18	4
Cultural	178	35	-

5.10 Scholarships and Financial Support

	Number of students	Amount
Financial support from institution	2366	Rs. 2756.78 lakhs
Financial support from government	-	-
Financial support from other sources	-	-
Number of students who received International/ National recognitions	-	-

5.11 Student organised / initiatives

	State/ University level	National level	International level
Fairs	3	5	1
Exhibition	-	-	-

5.12 No. of social initiatives undertaken by the students

5.12 No. of social initiatives undertaken by the students	13
---	----

5.13 Major grievances of students (if any) redressed

5.13 Major grievances of students (if any) redressed	Nil
--	-----

CRITERION – VI

6. Governance, Leadership and Management

6.1 State the Vision and Mission of the institution

Vision

To emerge as a World - Class University in creating and disseminating knowledge, and providing students a unique learning experience in Science, Technology, Medicine, Management and other areas of scholarship that will best serve the world and betterment of mankind.

Mission

- MOVE UP through international alliances and collaborative initiatives to achieve global excellence.
- ACCOMPLISH A PROCESS to advance knowledge in a rigorous academic and research environment.
- ATTRACT AND BUILD PEOPLE in a rewarding and inspiring environment by fostering freedom, empowerment, creativity and innovation.

6.2 Does the Institution has a management Information System

Yes, SRM Institute of Science and Technology has Management Information System.

6.3 Quality improvement strategies adopted by the institution for each of the following:

6.3.1 Curriculum Development

- Student feedback
- Outcome Based Education.
- External experts from Industry and Institutes in Board of studies.
- Curriculum revision to meet the industry demands.
- Input from Industrial advisory / International advisory boards.

6.3.2 Teaching and Learning

- Digital courseware.
- Mapping student outcomes / instructional objectives and program educational objectives.
- Uploading lesson plan / question paper keys.
- Active learning laboratories.
- Use of Internet, ppt presentation during class room teaching.

6.3.3 Examination and Evaluation

- Internal assessment: End-semester exam = 50:50.
- Cycle tests/ Surprise tests/ Model examination/ Assignments/ term papers for internal assessment.
- Record of internal assessment fully computerised.
- Central valuation for end semester examinations.
- Results processing fully computerised.

6.3.4 Research and Development

- Ph.D programs in all disciplines.
- Funded projects by industries / government departments/ industries.
- Funded projects by the university.
- Award/ filing of patents.
- Publication in peer reviewed journals.
- Incentives for faculty publishing papers / getting funded projects .
- Special incentives for faculty holding Ph.D degrees.
- Sponsorship to present papers in / attend international /national conferences.

6.3.5 Library, ICT and physical infrastructure / instrumentation

- Fully automated, well stocked, air-conditioned central library – 5 storey block.
- Student records/ attendance/ internal marks/ fee payments/ fully computerised.
- Entire correspondence through e-mails; moving towards paperless office.
- Purchase / salary / leave records of faculty/ applying leave etc. fully computerised.
- Wi-Fi enabled campus.
- In-house facility to fabricate lab equipments.
- Maintenance of lab equipment by university instrumentation centre under ITKM.

6.3.6 Human Resource Management

- Dedicated directorate for HR.
- Well laid policy for recruitment / upward mobility.
- Dedicated directorate for faculty Development.
- Organization of in-house faculty development programs.

6.3.7 Faculty and Staff recruitment

- Well laid out policy and process.
- Interview panel consisting of external / internal experts.
- Advertisement in leading national dailies.
- Online submission of resume.

6.3.8 Industry Interaction / Collaboration

- A dedicated Institute Industry Interaction Cell (IIIC) headed by Dean.
- Collaborative MoUs with 42 industries in India.

6.3.9 Admission of Students

Through SRM Entrance Examination nationwide followed by counselling for engineering / MBBS programs:

6.4 Welfare schemes for

Teaching	Yes
Non teaching	Yes
Students	Yes
6.5 Total corpus fund generated	297.44 lakhs

6.6 Whether annual financial audit has been done	Yes	No
	✓	

6.7 Whether Academic and Administrative Audit (AAA) has been done?

Audit Type	External		Internal	
	Yes/No	Agency	Yes/No	Authority
Academic	Yes	EAC/CAC of ABET, (www.abet.org) IET Senior faculty from reputed institutes	No	No
Administrative	No	No	No	No

6.8 Does the University/ Autonomous College declare results within 30 days?

	Yes	No
For UG Programmes	✓	
For PG Programmes	✓	

6.9 What efforts are made by the University/ Autonomous College for Examination Reforms?

- Answer scripts review in the presence of student and faculty who have corrected them.
- Result process fully computerised with foolproof security system in place.
- Multiple Choice Questions.

6.10 What efforts are made by the University to promote autonomy in the affiliated/constituent colleges?

- Budget allocation to constituent colleges for their spending.
- Decentralization of powers in personnel management

6.11 Activities and support from the Alumni Association

- Exhaustive alumni database.
- Alumni providing funds for infrastructure.
- Alumni facilitating campus placement
- Alumni delivering technical lectures
- Alumni facilitating internship for students
- Alumni aiding in collaborative initiatives

6.12 Activities and support from the Parent – Teacher Association

- Feedback on various processes
- Collective efforts to reforming erring students
- Parent occupying prestigious official / social positions helping the institute on various areas

6.13 Development programmes for support staff

- ICT training
- Incentives for higher studies
- Absorption in teaching cadre once they acquire requisite qualification and if found suitable
- Language training
- Technical training

6.14 Initiatives taken by the institution to make the campus eco-friendly

- Tree plantation
- Minimizing water wastage
- Deployment of solar heaters and lighting
- Rainwater harvesting
- LED lamps
- Imbibing waste consciousness by training programs
- Minimising use paper

CRITERION – VII

7. Innovations and Best Practices

7.1 Innovations introduced during this academic year which have created a positive impact on the functioning of the institution. Give details.

- Exhaustive faculty appraisal system which imparted motivation to faculty members and enabled them to set goals and work towards the same
- Constitution of ATP (Appointment-Tenure-Promotion) Committees for recruitment of world-class faculty and career advancement of faculty members
- Advertisement in international media for recruiting world-class faculty
- Constitution of Strategic Planning Committees at department levels to bring in changes to make the departments on par with internationally renowned ones.
- Establishment of dedicated directorates for Corporate Relations, Career Centre, Alumni Affairs, and Students and Campus Life

7.2 Provide the Action Taken Report (ATR) based on the plan of action decided upon at the beginning of the year

Plan of Action	Achievements
Efforts towards achieving world university rankings	Data submitted to QS, THE. THE ranks SRMIST in 800+ category
Efforts towards achieving India Rankings 2016	NIRF ranking -43
Improvement in Choice Based Flexible Credit System for PG in Engg. &Tech	Approved in Academic Council and Implemented
SRMIST's input on New Education Policy (NEP) being formulated by MHRD	Proposal sent to NAAC
Implementation of norms of UGC in the duration of degree program	Implemented after getting approval from Academic Council
Reaccreditation by EAC of ABET for four engineering programs at Kattankulthur campus	Successfully reaccredited

7.3 Give two Best Practices of the institution(*please see the format in the NAAC Self-study Manuals*)

Title of the Practice I

This title should capture the keywords that describe the practice.

SEMESTER ABROAD PROGRAM (SAP) – a program meant for advanced learners

1. Objectives of the Practice

What are the objectives / intended outcomes of this “best practice” and what are the underlying principles or concepts of this practice (in about 100 words)?

SRM University is recognized across the country for its high standards of education, exciting opportunities and excellent placement. To maintain its top position, the University is spearheading with Semester Abroad Program (SAP), a unique initiative providing its students an international exposure and global opportunities. This, we believe, is the first of its kind in India.

2. The Context

What were the contextual features or challenging issues that needed to be addressed in designing and implementing this practice (in about 150 words)?

Under the Semester Abroad Program the students are allowed to take-up a few courses and /or a Major project in reputed foreign universities for ONE semester. The credits earned in the foreign university through the SAP will be translated into SRM credits, by an approved conversion procedure, and taken for consideration for the award of the degree by SRM University. After the study period at a foreign university the students return to SRM University to continue with the degree program for which they were enrolled, and after fulfilling all the necessary conditions laid out in the regulations of SRM University, the student will become eligible for the award of the degree.

3. The Practice

Describe the practice and its uniqueness in the context of India higher education. What were the constraints / limitations, if any, faced (in about 400 words)? Selection Criteria and procedure:

It is a transparent process giving adequate consideration to:

- Academic performance
- Ambition and excitement level
- Communication skills
- Family financial background to support
- Above all the recommendation of the department concerned
- An information session will be held in February and July every year in all campuses
- After the information session the interested students should register with OIR in the prescribed format with all supporting documents, before the deadline date.
- A one-to-one counselling session will be held to all registered students by a committee consisting of the Dean, Office of the International Relations, faculty Director / Associate Director, Director (Research) and the Head of the Department.
- The shortlisted students should submit 2 undertakings – one by the student and the other by the parent – and proceed with all the academic and non-academic requirements of SRM and the host university
- A separate one-to-one interview will be held for awarding few scholarships to select prestigious universities like MIT, Cornell, etc

	FALL TERM	SPRING TERM
Registration with OIR	January to till the interview date	July to till the interview date
Interview by SRM committee	End February	End August
Announcement of shortlisted names	Mid-March	Mid September
Last date for withdrawal	15 days from the date of announcement of shortlisted names	15 days from the date of announcement of shortlisted names
Last date for applying to foreign university	As per the dead lines of the foreign university – tentatively 15th May	As per the dead lines of the foreign university – tentatively 15th October
Expected admission letter	Mid -July	First week of December
Leave SRM	From 15th August	From first week of January

4. Evidence of Success

Provide evidence of success such as performance against targets and benchmarks, review results. What do these results indicate? Describe in about 200 words.

- Provides an unique opportunity to gain international learning and living experience
- Brighten the career opportunities both in India and Overseas
- Get an opportunity to work with eminent professors of the universities and upon proving their mettle stand a good chance of getting direct admission to subsequent higher studies in that university or in other universities
- Get an opportunity to work in cross-cultural, multi-national environment
- Acquire or improve self-confidence and independency
- Fulfils one’s life time ambition to stay ahead at the top

5. Problems Encountered and Resources Required

Please identify the problems encountered and resources required to implement the practice (in about 150 words).

- To sign MoUs with top notch universities across the globe so that they become partners with SRM in implementing the program.
- Earmark funds for the students to meet their travel, boarding and tuition fee expenditure
- To put in place an unbiased selection process in place.
- Orient the meritorious students from rural background to become confident enough to make us of the program
- Adjustment of credits earned during the study abroad
- Arranging special classes for students to enable them undergo courses which they might have missed at SRM while studying a semester abroad.

6. Notes

Optional. Please add any other information that may be relevant for adopting/ implementing the Best Practice in other institutions (in about 150 words).

Title of the Practice II

This title should capture the keywords that describe the practice.
COMPENSATORY CLASSES – a program meant for slow learners

1. Objectives of the Practice

What are the objectives / intended outcomes of this “best practice” and what are the underlying principles or concepts of this practice (in about 100 words)?

To enable slow learners to complete the courses in their own pace and provide an opportunity to students who are unable to sit for the end semester examinations due to lack of attendance.

2. The Context

What were the contextual features or challenging issues that needed to be addressed in designing and implementing this practice (in about 150 words)?

Compensatory courses may be announced by a School/Department, by the Deans/HODs, with the approval of the Director (Engg&Tech). The course will be conducted during the regular academic session either during the weekends or in the evenings after the regular classes as decided by the Director (Engg&Tech) and the number of hours that will be conducted will be 75% of the hours specified in the curriculum for a course. Maximum two courses will be permitted to a student during the semester and the student has to have at least 75% attendance in these courses.

3. The Practice

Describe the practice and its uniqueness in the context of India higher education. What were the constraints / limitations, if any, faced (in about 400 words)?

- The evaluation process for compensatory courses consists of only end semester examinations and no internal assessment process. Student shall have to score the passing minimum in the end semester examination only and the marks scored in which will be given full weight age.
- Courses will be offered by the departments only to students detained for lack of attendance in those courses (Grade W, R.18.1). No student should register for more than two compensatory courses offered during a semester and totally not more than 8 courses in the normal duration of study.
- Compensatory courses will be announced after the publication of results of end semester examinations of odd/even semester and the conduct of these courses will not go beyond the last working day of the semester. A student will have to register within the time stipulated in the announcement by paying the prescribed fees.
- No student who has got ‘W’ grade, (that is, the student who has been detained for want of attendance in a particular course) can appear for end semester examinations for that course without undergoing the compensatory classes for that course.
- Withdrawal from Compensatory courses is not permitted.
- Student who has obtained U grade in a course shall not register for compensatory course for that course.

4. Evidence of Success

Provide evidence of success such as performance against targets and benchmarks, review results. What do these results indicate? Describe in about 200 words.

- Students are able to achieve a pass percentage as near to the regular one
- Out of 7/8 courses in a semester, they can do 1 /2 under compensatory courses thereby lightening their burden according to their capacity during regular study
- Students who suffer from lack of attendance due to unfortunate circumstances like medical problems, loss of near and dear ones in the family make use of these courses

5. Problems Encountered and Resources Required

Please identify the problems encountered and resources required to implement the practice (in about 150 words).

- Even some capable students sometimes opt for these courses practice of which is to be discouraged.
- Being a small group, faculty sometimes tend to be liberal in awarding marks in these courses

6. Notes

Optional. Please add any other information that may be relevant for adopting/ implementing the Best Practice in other institutions (in about 150 words).

6.1 Contribution to environmental awareness / protection

- Tree plantation
- Minimizing water wastage
- Deployment of solar heaters and lighting
- Rainwater harvesting
- LED lamps
- Imbibing waste consciousness by training programs
- Minimising use paper
- Minimizing food wastage in the hostels

6.2 Whether environmental audit was conducted?

Yes	No
	✓

6.3 Any other relevant information the institution wishes to add. (For example SWOT Analysis)

Strengths:

- Sprawling beautiful campuses in four places
- Great infrastructure facilities.
- Excellent student support with hostels, library, scholarships, health care etc
- Transparent admission policy
- Clearly defined Vision and Mission
- Wide number of UG, PG, M.Phil, and Ph.D programs in Engineering, Medicine, Health Sciences, Management, Science and Humanities.
- Qualified and efficient faculty
- Updated curriculum and syllabi
- Effective Teaching-learning process with use of ICT.
- e-governance and e-varsity
- Semester scheme with continuous assessment.
- Methodical and transparent evaluation process
- Strong research culture with significant research output.
- Community oriented extension activities.
- Envable placement record
- Networking with industries/institutions
- Scholarships and freeships
- Sports and cultural facilities
- Directorates for welfare and development of students and faculty
- SAP, FAP, TG, programs
- Guidance and counseling
- Personality and skill development programs

Weakness

- Ph.D qualified faculty
- Qualified faculty for appointment as Associate professors.
- Adjunct faculty to visit and teach specialized subjects.
- Faculty exchange with reputed universities
- Number of foreign professors and students.
- Sponsored projects and grants
- Paper publications, books and patents.


Challenges:

- To recruit Ph.D qualified and competent faculty
- To get specialized guest and visiting faculty
- To maximize ICT enabled pedagogy
- To computerize the remaining activities and to ensure e-governance

- To attract more industries for placement, in plant training and project works.
- To inspire faculty towards purposeful research by getting research grants, publishing papers and claiming patents.
- To create the attitude and mindset among all stakeholders towards a feeling of 'Ownership' regarding the university.

7. Plans of institution for next year

- To take efforts to perform strongly in the parameters of World University Rankings
- To go for Re- accreditation of B.Tech Information Technology program at Katankulathur campus by Computing Accreditation Commission
- To go for accreditation of programs by IET
- Recruitment of world class faculty members
- Kick-start the process for re-accreditation for III cycle

Signature : 

Name : Prof. G. Augustine Maniraj Pandian

Designation : Principal Coordinator, Internal Quality Assurance Cell

Seal : Prof. G. AUGUSTINE MANIRAJ PANDIAN
Principal Coordinator (IQAC)
SRM UNIVERSITY
SRM Nagar, Katankulathur - 603 203,
Kancheepuram - Dist., Tamil Nadu

Signature : 

Name : Dr. Prabir Kumar Bagchi

Designation : Vice Chancellor

Seal : 

**ACADEMIC CALENDAR
ANNEXURE I**

ACADEMIC SCHEDULE 2015-2016

ODD SEMESTER

	UG			PG	
	Freshers	II and III B.Tech	IV B.Tech	Freshers	Others
Enrollment Day	NA	29.06.2015	15.06.2015	NA	15.06.2015
Commencement of Classes ODD Semester	15.07.2015 (KTR)	30.06.2015	16.06.2015	29.07.2015 (All Campuses)	16.06.2015
Commencement of Cycle test – I	17.08.2015	29.07.2015		21.09.2015	17.08.2015
Commencement of Cycle test – II	21.09.2015	24.08.2015		NA	NA
Commencement of Model Practical Examinations	26.10.2015	05.10.2015		02.11.2015	12.10.2015
Commencement of Model Exam	02.11.2015	12.10.2015		12.11.2015	26.10.2015
Commencement of University Practical Examinations	16.11.2015	28.10.2015		23.11.2015	02.11.2015
Last working day	20.11.2015	06.11.2015		27.11.2015	06.11.2015
Commencement of University Theory Examinations (Tentative)	27.11.2015	13.11.2015		04.12.2015	13.11.2015
Reporting date for Faculty - EVEN semester	28.12.2015				
Enrollment day for students - EVEN semester	04.01.2016				

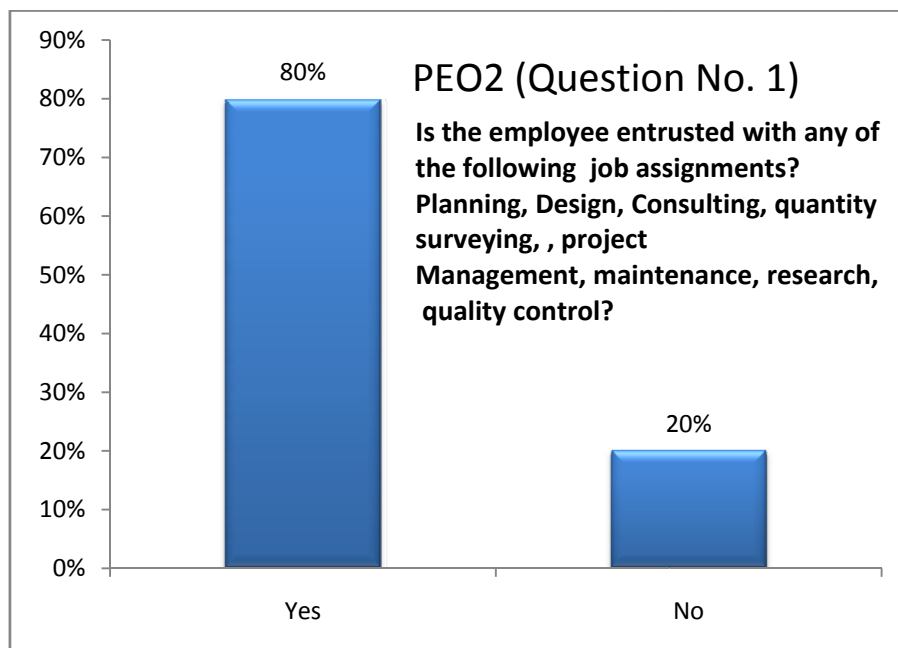
EVEN SEMESTER (ALL PROGRAMMES)

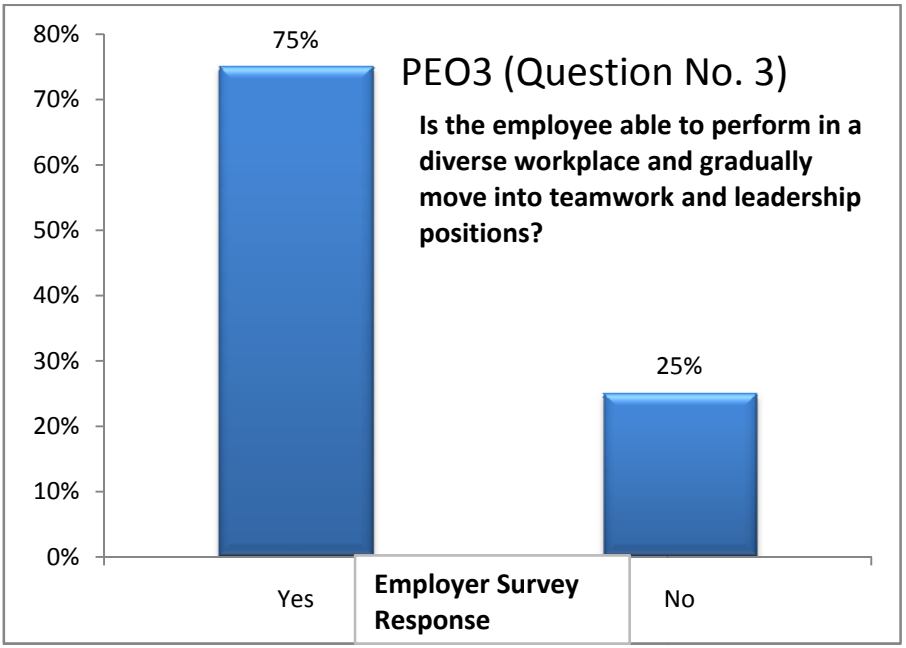
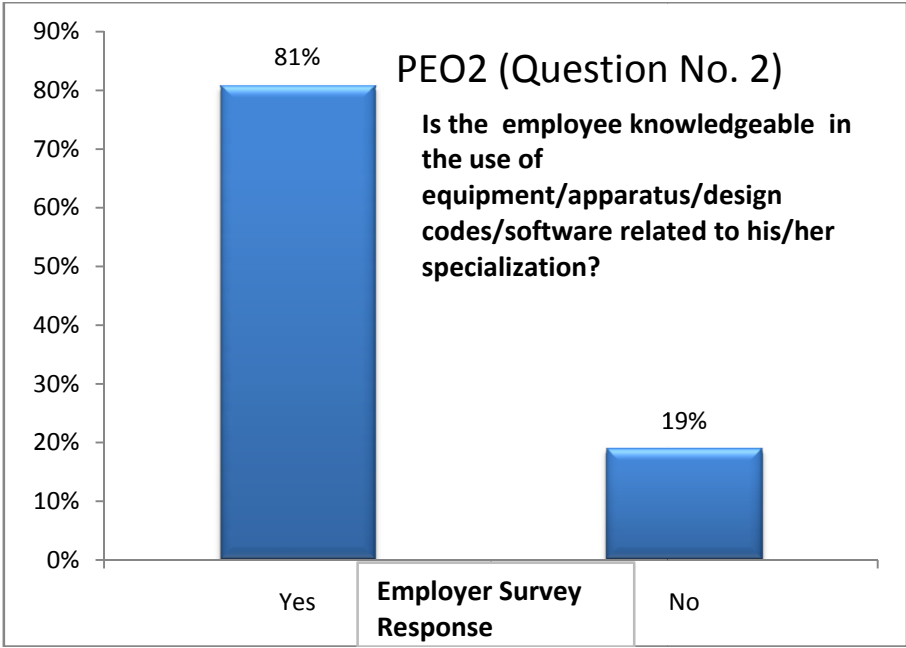
	UG		PG
Enrollment day	01.02.2016		01.02.2016
Commencement of Classes - EVEN semester	02.02.2016		02.02.2016
Commencement of Cycle test – I	24.02.2016		09.03.2016
Commencement of Cycle test – II	23.03.2016		NA
Commencement of Model Practical Examinations	15.04.2016		15.04.2016
Commencement of Model Exam	25.04.2016		25.04.2016
Commencement of University Practical Exam	04.05.2016		04.05.2016
Last working day	11.05.2016		
Commencement of University Theory Examinations	16.05.2016 (Tentative)		
Reporting date for Faculty –ODD Semester of 2016-17	20.06.2016		
Enrollment day for UG (Final Year) & PG(II year) students – ODD Semester of 2016-17	27.06.2016		
Commencement of classes for UG (Final Year) & PG(II year) students – ODD Semester of 2016-17	28.06.2016		
Enrollment day for UG (II and III year) students – ODD Semester of 2016-17	04.07.2016		
Commencement of classes for UG (II and II year) students – ODD Semester of 2016-17	05.07.2016		

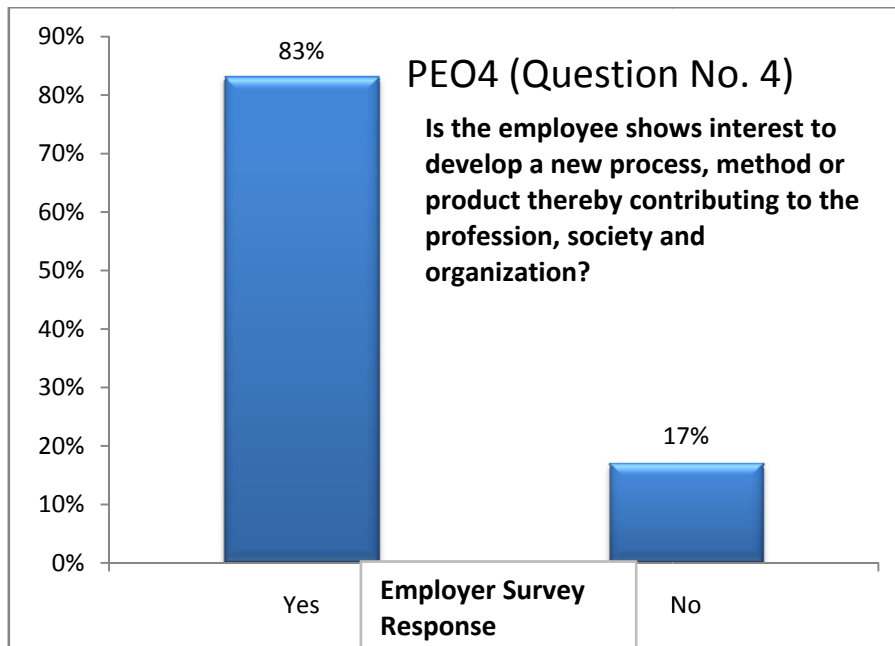
Note:

1. All Saturdays (except 5th March, 26th March & 9th April) will be working day.
2. Saturdays will come under continuous day order system.

Annexure II
FEEDBACK ANALYSIS – SAMPLE
EMPLOYER SURVEY







Abbreviations:

- CAT - Common Admission Test
- CBCS - Choice Based Credit System
- CE - Centre for Excellence
- COP - Career Oriented Programme
- CPE - College with Potential for Excellence
- DPE - Department with Potential for Excellence
- GATE - Graduate Aptitude Test
- NET - National Eligibility Test
- PEI - Physical Education Institution
- SAP - Special Assistance Programme
- SF - Self Financing
- SLET - State Level Eligibility Test
- TEI - Teacher Education Institution
- UPE - University with Potential Excellence
- UPSC - Union Public Service Commission
